



European
Commission



European **judicial training** 2021

Europe Direct is a service to help you find answers
to your questions about the European Union.

Freephone number (*):
00 800 6 7 8 9 10 11

(*) Certain mobile telephone operators do not allow access to 00 800 numbers or these calls may be billed.

European Commission - Directorate-General for Justice and Consumers

The European Commission is not liable for any consequence stemming from the reuse of this publication.

Luxembourg: Publications Office of the European Union, 2022

© European Union, 2022

The reuse policy of European Commission documents is implemented by the Commission Decision 2011/833/EU of 12 December 2011 on the reuse of Commission documents (OJ L 330, 14.12.2011, p. 39). Except otherwise noted, the reuse of this document is authorised under a Creative Commons Attribution 4.0 International (CC-BY 4.0) licence (<https://creativecommons.org/licenses/by/4.0/>). This means that reuse is allowed provided appropriate credit is given and any changes are indicated.

For any use or reproduction of elements that are not owned by the European Union, permission may need to be sought directly from the respective rightholders.

cover: AdobeStock/Africa Studio

Revised version: July 2022, correcting a technical error of the underlying data regarding lawyers, notaries and bailiffs' data.

European judicial training 2021

Fair and efficient justice systems depend on justice professionals whose knowledge, skills and tools are able to meet the challenges of the 21st century. **European judicial training** can help them to meet such challenges. It is an **overarching and practical tool** to secure the proper implementation of EU law and justice policies. It also contributes to **upholding the EU's fundamental value, the rule of law**.

This year I am happy to present to you the latest annual report covering 2020. This tenth report and future reports, measure the participation of targeted justice professionals in judicial training on EU law, non-legal skills and language skills. It also helps to monitor the implementation of the new quantitative and qualitative objectives set by the [European judicial training strategy for 2021-2024](#).

The new report includes more detailed information on training for young justice professionals in judicial training on EU law and types of training activities (face-to-face, blended, hybrid and online) offered by training providers. We have introduced a new section dedicated to measuring the quality of the training activities and started to enlarge the geographical scope of the report and the reported professions.

2020 was an exceptional year. The report clearly shows that the COVID-19 pandemic has had an impact not only on the lives of individuals, businesses and national justice systems but it has also challenged the training institutions. Training activities had to be cancelled, postponed or quickly transferred into quality online training activities. Nevertheless, **the total number of justice professionals** in EU law judicial training marks a new record – more than **320 000 justice professionals** received training on EU law in 2020. However, a closer look at the statistics reveals a substantial decrease in the number of justice professionals trained on EU law for most Member States and professions. This phenomenon applies especially to the training of judges and prosecutors and bailiffs. The historic increase in the overall number of justice professionals trained on EU law is mainly due to the increase in EU law training for lawyers and the shift of training activities for lawyers in Italy to online training schemes such as [the HELP programme of the Council of Europe](#).

The report shows that **more still needs to be done**. In comparison with last year and in view of the new quantitative objectives set by the European judicial training strategy for 2021-2024, ambitious training initiatives are needed for most justice professions. In addition, the **level of participation in training still differs considerably across Member States and among justice professions**. However, the report shows that those training providers who quickly reacted to the new circumstances could keep the level of justice professionals trained or even increase it.

The need to modernise justice systems across the EU and prepare justice professionals accordingly will remain. Ambitious approaches to modernise and digitalise the judicial systems as well as dedicated training are needed. The Commission continues the digital transformation of justice systems throughout the EU with several initiatives to [digitalise EU justice systems](#). In addition, the European judicial training strategy sets a crucial focus on tailoring training to the needs of justice professionals and encouraging more professionals to attend training on EU law. On its end, the [European Training Platform](#) supports justice professionals with a search tool for **training courses on EU law** organised in the EU and **training material to train themselves**.

I call on your continuing support for European judicial training to reach the new strategy's objectives and equip our justice professionals in the best manner we can.

I wish you a fruitful read of the newly edited 2021 report.



Didier Reynders
Commissioner for Justice

- With the adoption of the European judicial training strategy for 2021-2024 in December 2020, the European Commission set new numerical targets for different justice professions in the EU to be reached by 2024.
- In **2020**, the number of trained justice professionals reached a new remarkable level: more than **320 000 justice professionals** or **25.3 % of all EU justice professionals** received training on EU law. This is mainly due to the increase of lawyers' EU law training, which is the only profession to have surpassed its target.
- **Between 2011 and 2020**, the number of justice professionals taking part in training on EU law **increased by 319 %**. **Over to 1.5 million justice professionals** took part in such training activities.
- Nevertheless, the COVID-19 pandemic affected training activities severely and led to a **substantial drop** in the numbers of professionals trained on EU law for most professions and Member States. This applies in 2020 especially to **judges, prosecutors and bailiffs' training**.
- Some professions and Member States (mainly Italy for lawyers and Estonia and the Netherlands for judges and prosecutors) were able to **maintain or even increase** the number of participants by shifting training activities to online training activities.
- Training for more than **28 000** participants – 8.8 % of all the justice professionals who received training on EU law or on the law of another Member State and 2.2 % of all EU justice professionals – was **(co)-funded by the EU** in 2020.
- **Considerable differences** remain in the level of participation in training across Member States and the various justice professions.
- A new section introduces some information regarding training of **prison and probation officers** on EU law.
- **Ambitious actions** and **joint efforts** from all stakeholders involved are needed **to reach by 2024 the new objectives** tailored for the needs of each justice profession set by the **strategy on European judicial training for 2021-2024**¹, while ensuring a good quality of training.

Objectives of this report

This is the tenth report on training for justice professionals (judges, prosecutors, court and prosecutors' office staff, lawyers, notaries and bailiffs) on EU law. It is based on the results of a newly designed questionnaire sent in 2021 to Member States' authorities, European networks of justice professionals and their national members, and the main EU-level providers of training for justice practitioners. This report charts the progress towards the new qualitative and quantitative objectives set by the [European judicial training strategy for 2021-2024](#)² adopted by the Commission on the 2 December 2020.

This report includes data and graphs relating to the EU and for the first time relating to the Western Balkans³ as well.

¹ Communication 'Ensuring justice in the EU - a European judicial training strategy for 2021-2024', COM(2020) 713 final; <https://eur-lex.europa.eu/legal-content/EN/TXT/?uri=CELEX:52020DC0713>.

² See footnote 1.

³ Montenegro, North Macedonia, Albania, Serbia, Bosnia and Herzegovina and Kosovo (This designation is without prejudice to positions on status, and is in line with UNSCR 1244/1999 and the ICJ Opinion on the Kosovo declaration of independence).

Main results of the survey

Over 320 000 justice professionals trained in 2020

In 2020, over 320 000⁴ EU justice professionals (judges, prosecutors, court and prosecutors' office staff, lawyers, bailiffs and notaries) and their corresponding trainees took part in training activities on EU law. Compared to 2019, where over 180 000 justice professionals trained themselves on EU law, the report shows a significant increase in the total number of participants: +75 %. This new record is mainly due to the increase of lawyers' EU law training⁵. However, the report clearly shows a substantial decrease for most professions and most Member States due to the impact of the COVID-19 pandemic on training activities.

Over 70 000 practitioners were trained on EU law in the course of their initial training and over 250 000 received continuing training⁶ on EU law.



For this tenth survey, data were available for slightly less national justice professionals than in 2019. There is also room for improvement as regards the completeness of these data (especially by private training providers).

Progress per profession between 2011 and 2020

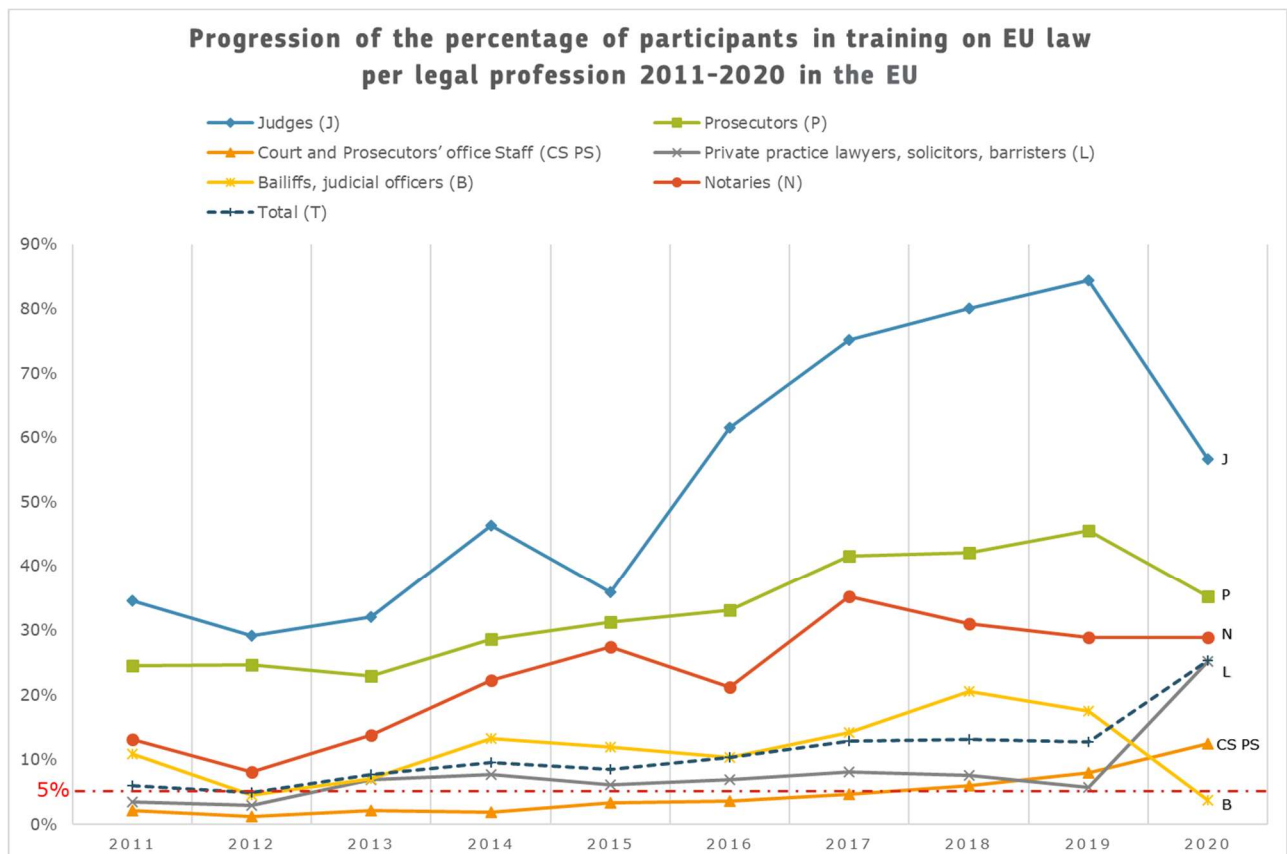
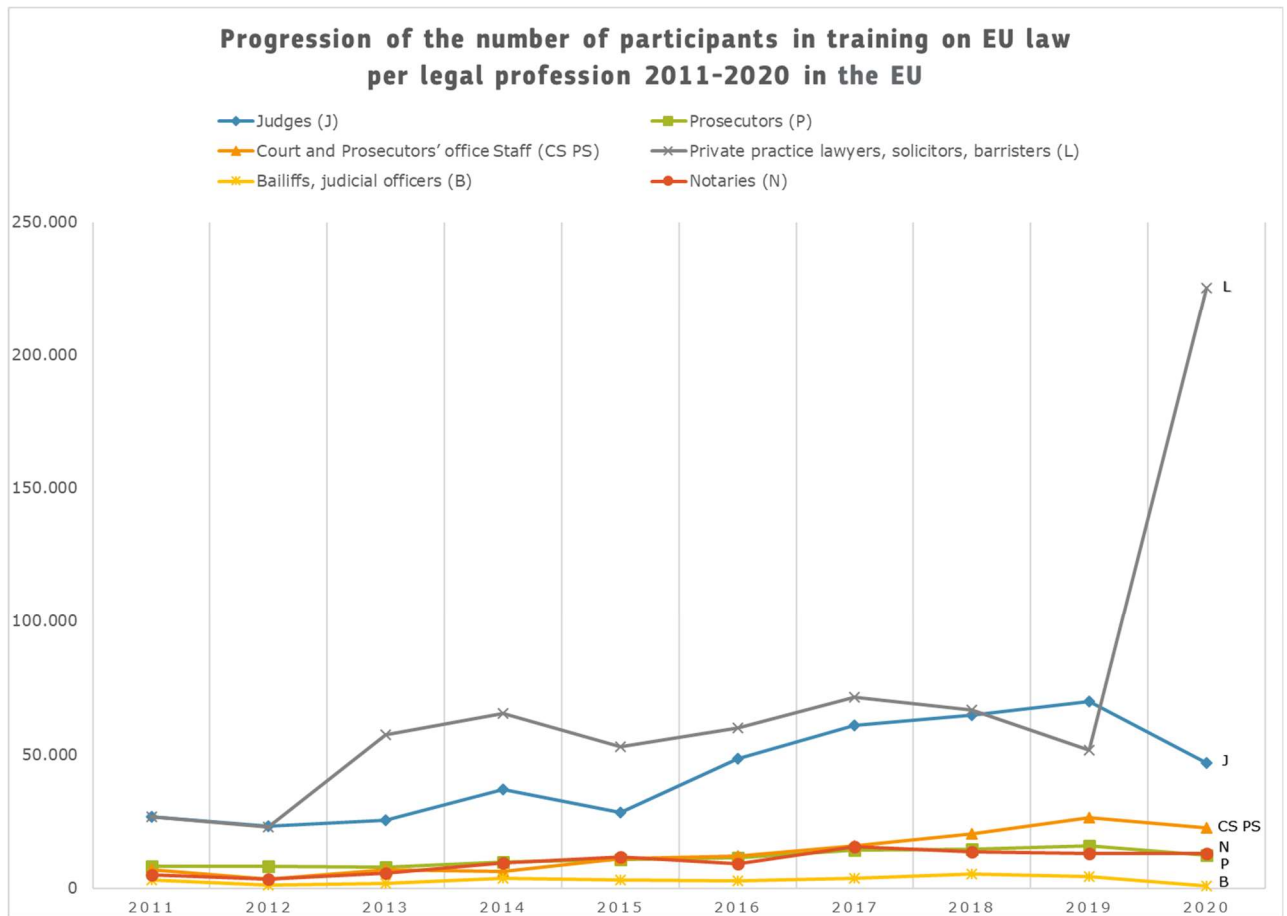
Between 2011 and 2020, over to 1.5 million justice professionals from the EU took part in training on EU law or the law of another Member State. The absolute numbers of participants and the percentage they represent in relation to the total number of practitioners vary greatly between the professions and Member States, notably because of different training needs but also of training gaps and data collection issues.

⁴ This figure is a lower estimate, due to some gaps in the data. The data are based on information from Member States, training providers and professional organisations and may be incomplete. In compiling the figures, we have taken account of respondents' statements that EU law had been covered in the training of all trainees or in all training activities, where these were accompanied by information on the length of time devoted to EU law or on the topics covered.

⁵ Notably due to the participation of Italian lawyers in online training activities such as [the HELP Programme of the Council of Europe](#). In 2018 5.8 % and in 2019 8.9 % of all Italian lawyers participated in training on EU law in comparison to 65.3 % in 2020.

⁶ 'Continuing training' is training received after appointment as a fully qualified justice professional, excluding initial or induction training (i.e. basic training received immediately after appointment).

European judicial training 2021



Source: Deloitte and European Commission (based on European Commission data).

Towards 2021 and beyond

Increases or decreases of training on EU law may not always correspond to a particular reason. In general, in some cases the reasons may relate to aspects of data collection. In other cases, important improvements in the training offer have occurred in the concerned Member State for a certain profession. Fluctuations for a given Member State or profession may reflect more or less participation or, in certain cases, just data gaps (e.g. where the scope of available data narrows from one year to the next). Available data from a Member State might relate only to certain training providers, regions or types of practitioners. For 2020, the report shows a substantial decrease for most professions and Member States which can be directly linked to the severe impact of the COVID-19 pandemic on training activities leading to cancellations or postponing of training activities.

Data collection method and coherence of collected data

The Commission asked various bodies to collect data:

- The European Judicial Training Network (EJTN), for judges, prosecutors and court staff and prosecutors' office staff
- Member States, for court staff and prosecutors' office staff;
- The Council of Bars and Law Societies of Europe (CCBE), for lawyers;
- The European Union of Bailiffs (UEHJ), for bailiffs;
- Notaries of Europe (CNUE), for notaries;
- The Academy of European Law (ERA), the European Institute of Public Administration (EIPA), the European Union Intellectual Property Office (EUIPO), the European Patent Office (EPO), the European Asylum Support Office (EASO) and the European Union Agency for Law Enforcement Training (CEPOL) as regards their courses on EU law for justice practitioners; and
- Its own Directorates-General managing funds for European judicial training activities.

Below, as in previous reports, diagrams show relevant data relating to different aspects of the participation of justice professionals in training on EU law.

Differently from previous reports, for this year's report year-on-year comparisons will not be possible due to the new reporting mechanism to monitor the new quantitative and qualitative objectives of the European judicial training strategy for 2021-2024. Moreover, the overall number of court and prosecutors' office staff taken into account for the report from this year corresponds only to the ones in need of training of EU law⁷.

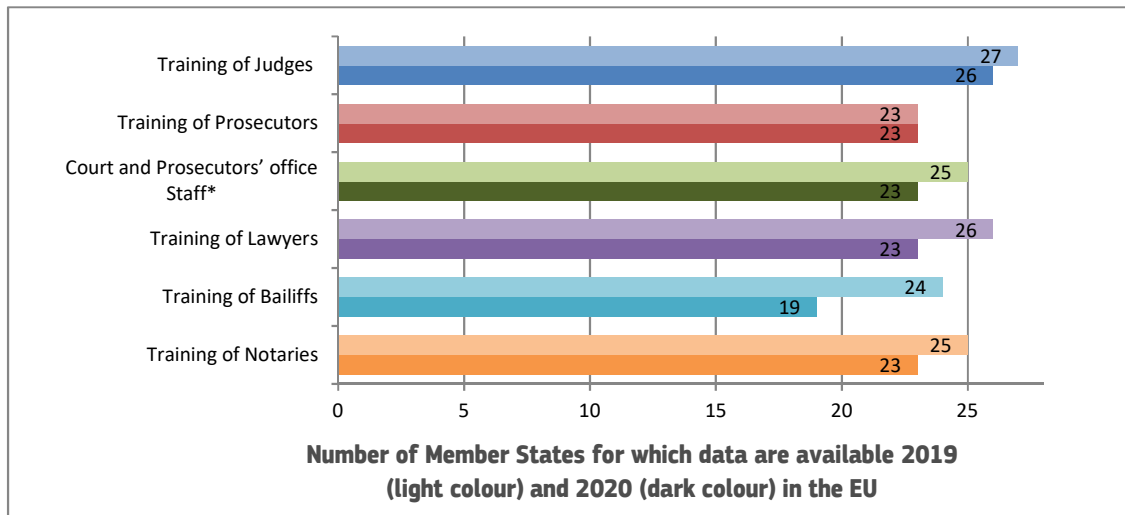
The first diagram illustrates the number of Member States for which at least some information on European judicial training of justice professionals were available from the above-mentioned contact points⁸.

The second graph illustrates the number of Western Balkan 'countries' for which at least some information on European judicial training of justice professionals were available. As the Western Balkans contributed for the first time to the annual report on European judicial training, the level of contributions received and the data provided can still be improved. In addition, a comparison with previous years is not possible as no data was previously requested from the Western Balkan 'countries'.

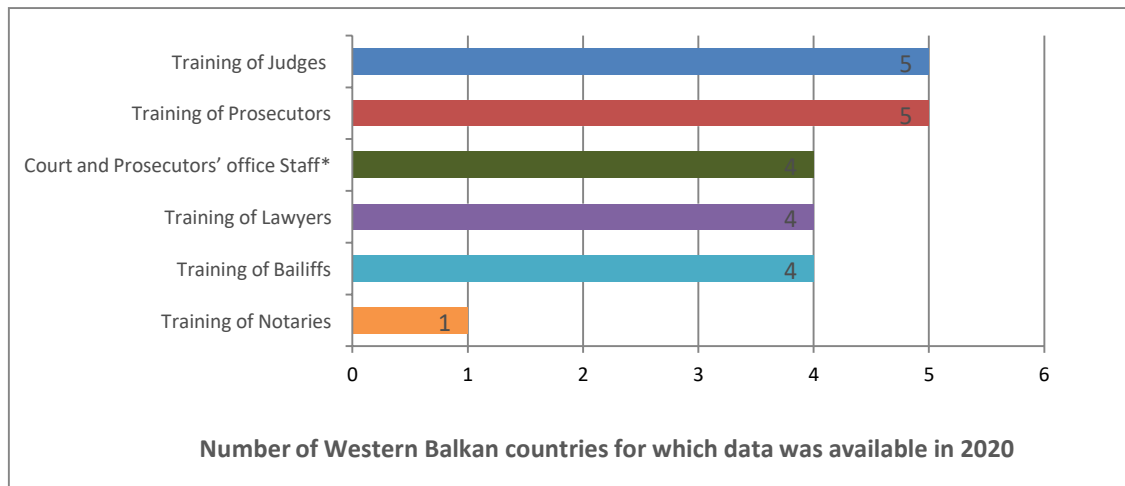
⁷ As defined in European Judicial Training Network (EJTN) and European Institute of Public Administration (EIPA), *Study on the training needs of court staff on EU law in the EU*, June 2021, European Commission, Directorate-General for Justice and Consumers, 2021, https://ec.europa.eu/info/law/cross-border-cases/training-legal-practitioners-and-training-practices_en.

⁸ Data providers from all Member States responded to the Commission's request, but did not always provide all the requested data.

European judicial training 2021



* Court and prosecutors' office staff in need of training on EU law as defined in the [Study on the Training Needs of Court Staff on EU Law in the EU](#).



* Court and prosecutors' office staff in need of training on EU law as defined in the [Study on the Training Needs of Court Staff on EU Law in the EU](#).

Big differences among Member States and justice professions

The participation rate varies considerably across the various justice professions and Member States. To some extent, this is a reflection of different training needs or missing data. For 2020, the report also shows that training providers, which reacted quickly to the new pandemic related circumstances, could keep the level of justice professionals trained or even increase the number of participants. However, while the needs of the different professions for training on EU law differ (e.g. less of a need for court staff than for judges), more training may be required to meet the needs of some professions in some Member States especially when new training needs emerge.

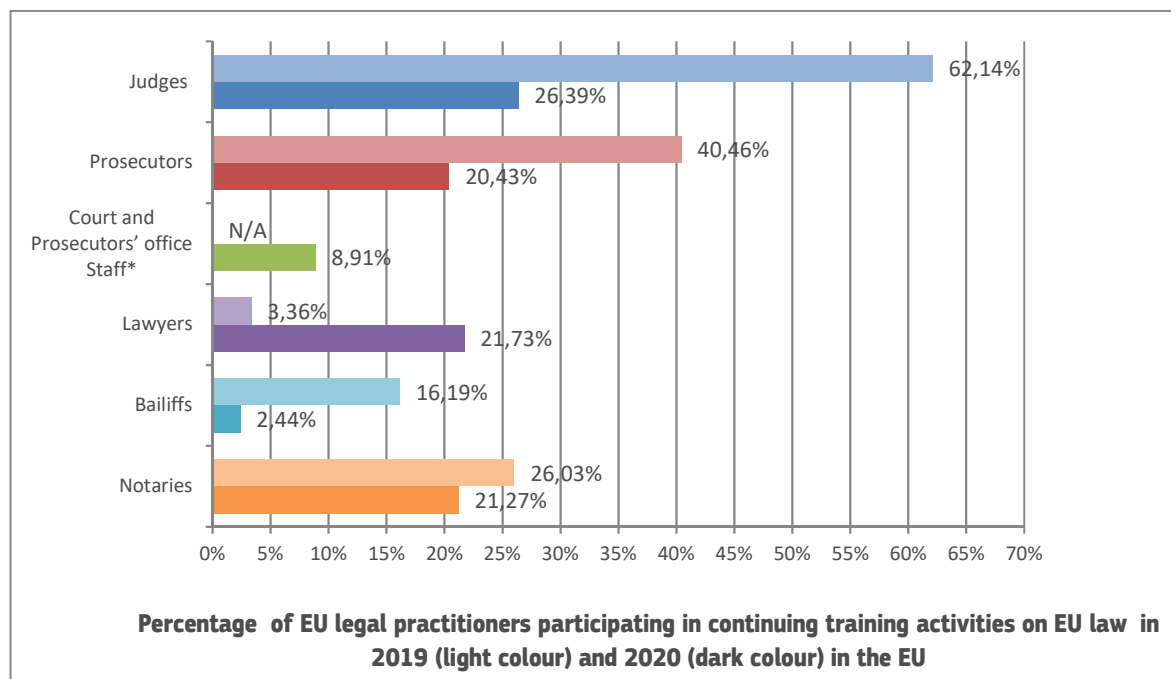
Participation by profession at EU level

The number of 'participants in training activities' may not correspond to the number of individuals trained, since the same person may have taken part in more than one training activity. However, for a given year, the figures are likely to be similar, since it is reasonable to assume that few practitioners are likely to take part in more than one training activity on EU law in any one year.

The numbers of practitioners in each justice profession (as used for calculating the percentages) and the definitions of the professions were taken from the [2020 CEPEJ study on European judicial systems \(data 2018\): Efficiency and quality of justice](#), except for court and prosecutors' office staff. For court and prosecutors' office staff in need of training on EU law the definition as well as the total number of such professionals in the EU Member States, please refer to the [Study on the Training Needs of Court Staff on EU Law in the EU](#).

The ratio of practitioners participating in **continuing** training activities on EU law (as a proportion of practitioners by profession) is approximately:

- 26.39 % (21 809) of all EU judges;
- 20.43 % (7 127) of all EU prosecutors;
or 24.62 % (28 936) of all EU judges and prosecutors,
- 8.91 % (16 185) of all EU court staff and prosecutors' office staff in need of EU law training;
- 21.73 % (195 030) of all EU lawyers in private practice;
- 2.44 % (605) of all EU bailiffs; and
- 21.27 % (9 667) of all EU notaries.



* For court and prosecutors' office staff a comparison with 2019 is not possible due to the new more tailored definition of court and prosecutors' office staff.

The absolute numbers of professionals trained in continuing training on EU law in the EU in 2020 increased remarkably for lawyers (+ 547 %). For judges, prosecutors and bailiffs this year's report shows a substantial decrease. Judges' training figures dropped significantly by 58 %, for prosecutors by 50 % in comparison with 2020, due to less reported participants and less training activities conducted in 2020. For notaries the report shows only a slight decrease.

Participation by profession broken down by Member State

The percentage of justice professionals in a given profession participating in initial or continuing training on EU law varies considerably among Member States.

Below, we report on participation in training by Member State by judges, prosecutors, lawyers, notaries, court and prosecutors' office staff and bailiffs (professions for which we received data from most Member States and Western Balkan 'countries') for **both initial and continuing training activities**. For the sake of completeness, we show participation in absolute numbers and as percentages of all members of the profession⁹. Contrary to previous reports, for this year's report a year-on-year comparison will not be possible due to the new reporting mechanism to monitor the new quantitative and qualitative objectives of the European judicial training strategy for 2021-2024. The report will however differentiate between face-to-face and online training to monitor trends and shifts in the training offer for the next 4 years.

Participation of judges and prosecutors in training on EU law per Member State¹⁰

The following graphs show the **participation of judges and prosecutors in initial and continuing training on EU law** in separate tables for an easier comparison. This year's diagrams do not allow for a **comparison between 2019 and 2020 data**.

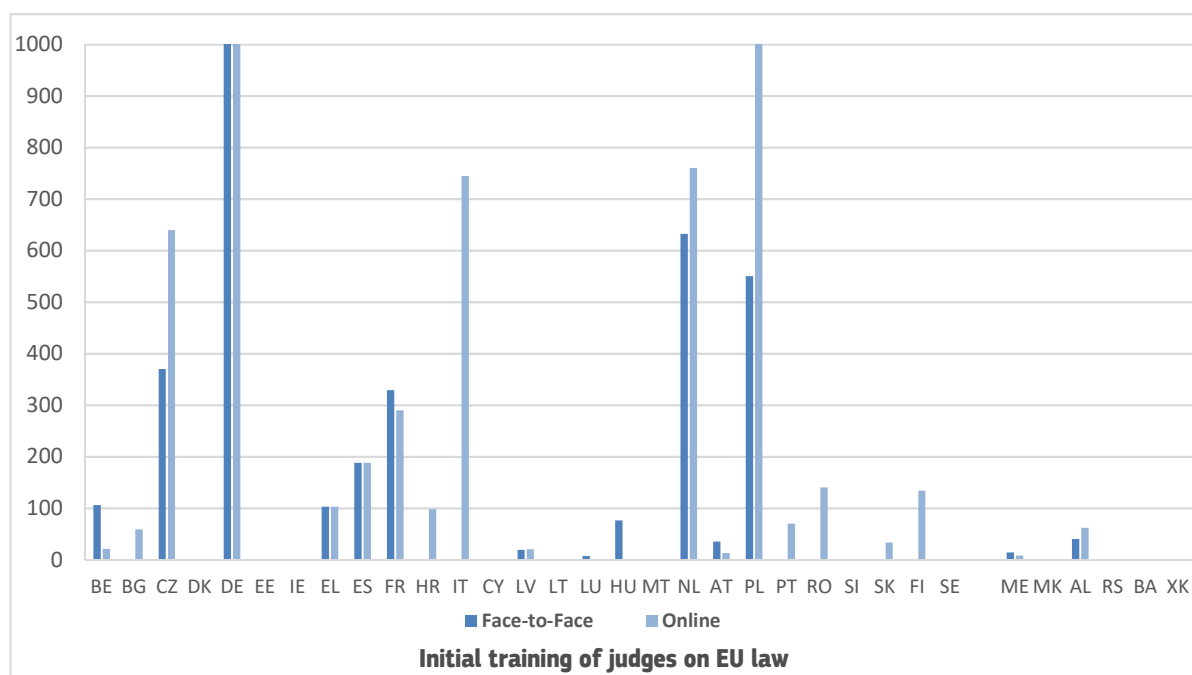
In the table for continuing training with **percentages**, a red line indicates the new quantitative objective. By **2024**, continuing training on EU law should yearly reach **65 % of judges and prosecutors**. This objective is currently not reached by almost all Member States submitting data for judges and prosecutors due to the impact of the COVID-19 pandemic. Member States with only a few judges and prosecutors can achieve high percentages of trained practitioners by organising only a few activities. For the same reason, percentages in these Member States can easily change from one year to the next, since small differences in absolute numbers cause significant percentage changes. For **judges** and for **prosecutors**, there is a **substantial decrease** for most Member States.

⁹ For Court and prosecutors' office staff, the total number of those in need of training on EU law as defined in the [Study on the Training Needs of Court Staff on EU Law in the EU](#).

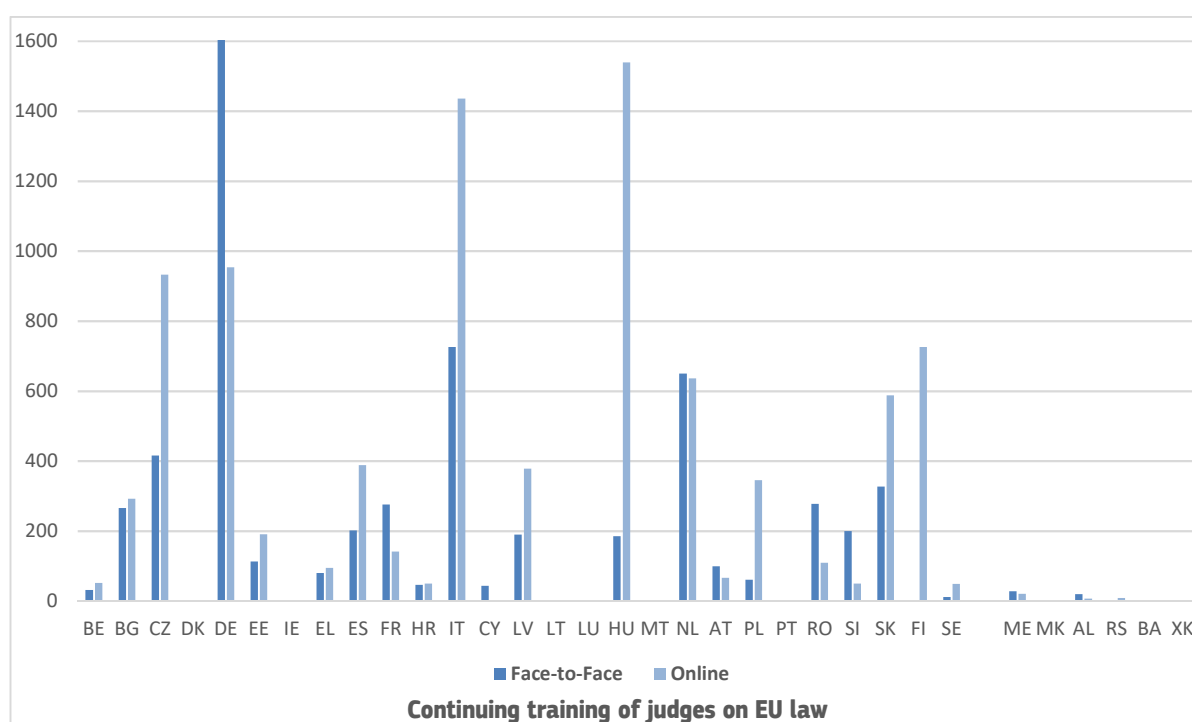
¹⁰ See list of country abbreviations at the end of this report.

European judicial training 2021

Training of judges on EU law

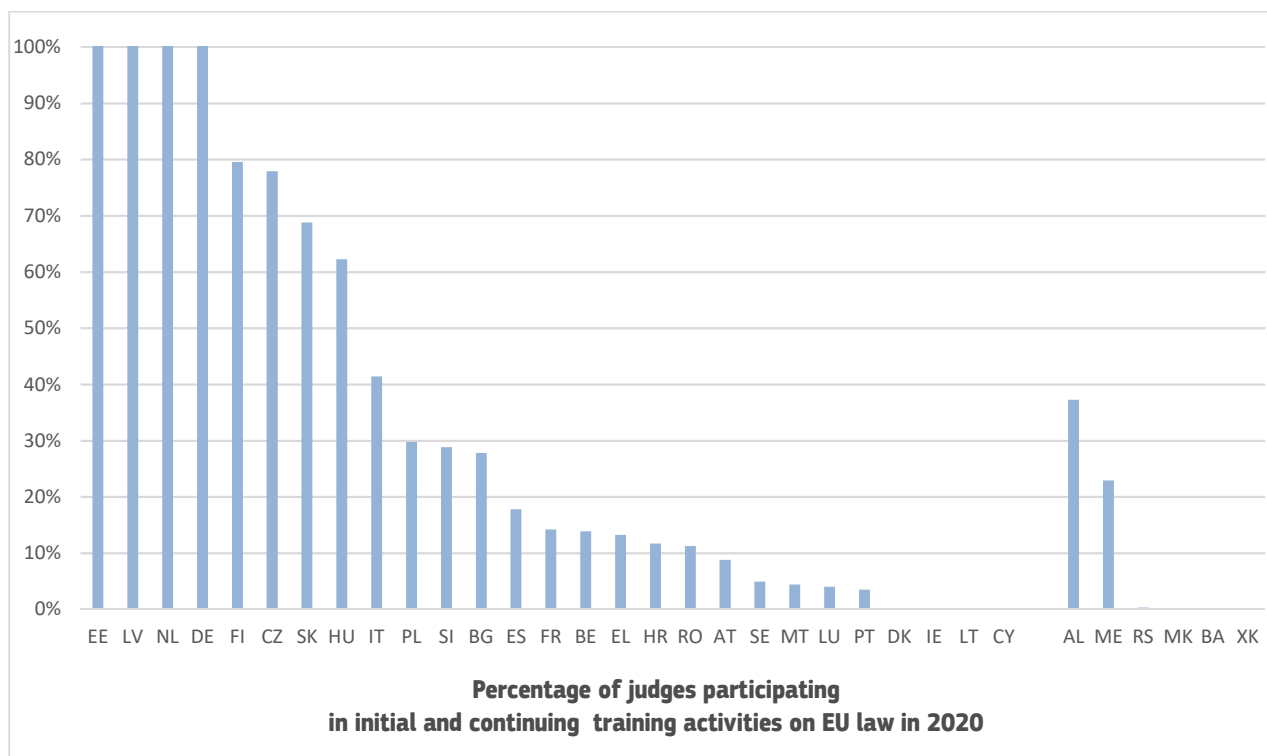


Note: FR, AT and MK figure include prosecutors. **No initial training in MT and SI. ***Exact figures for DE: face-to-face: 9 643; online: 7 749; PL: online: 1 951. ****No data available for IE and XK.

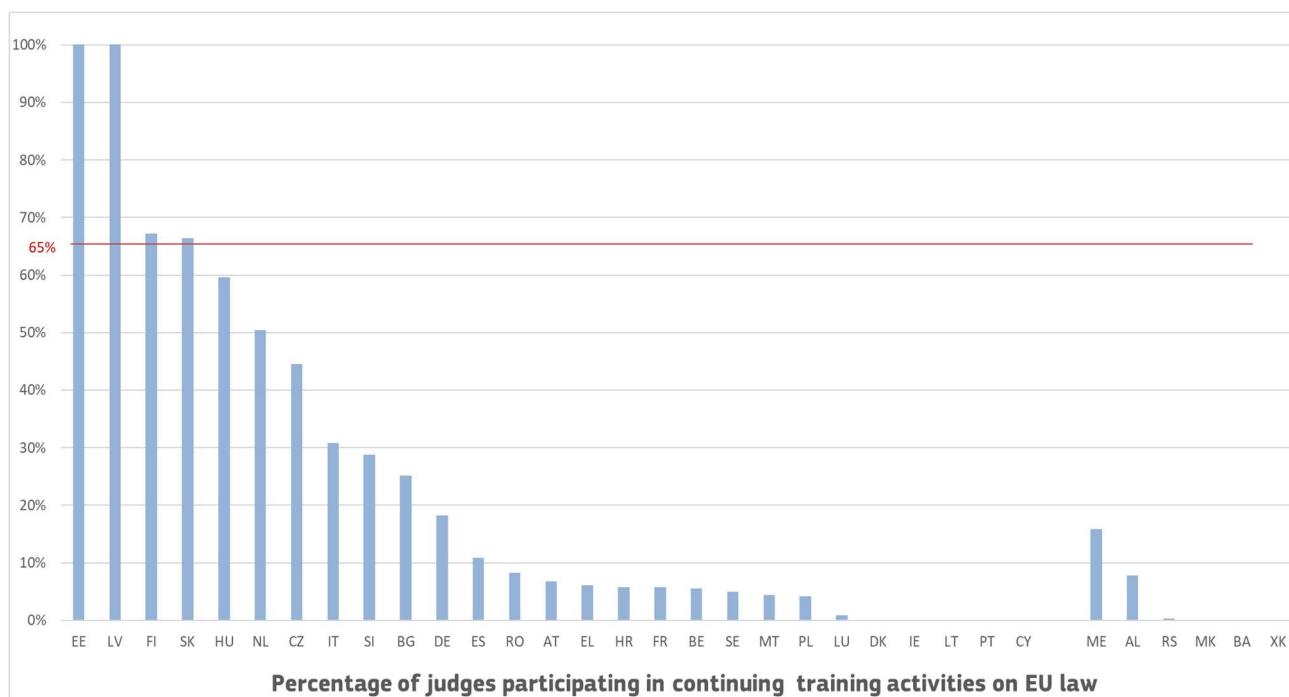


Note: AT figure include prosecutors. ** Exact figures for DE: face-to-face: 2 761. *** No data available for IE and XK.

European judicial training 2021



Note: FR, AT and MK figure include prosecutors **No initial training in MT and SI. *** Exact figures for EE: 130 % LV: 109 % NL: 105 % DE: 102 % (some judges participated in more than one activity). **** No data available for IE and XK.

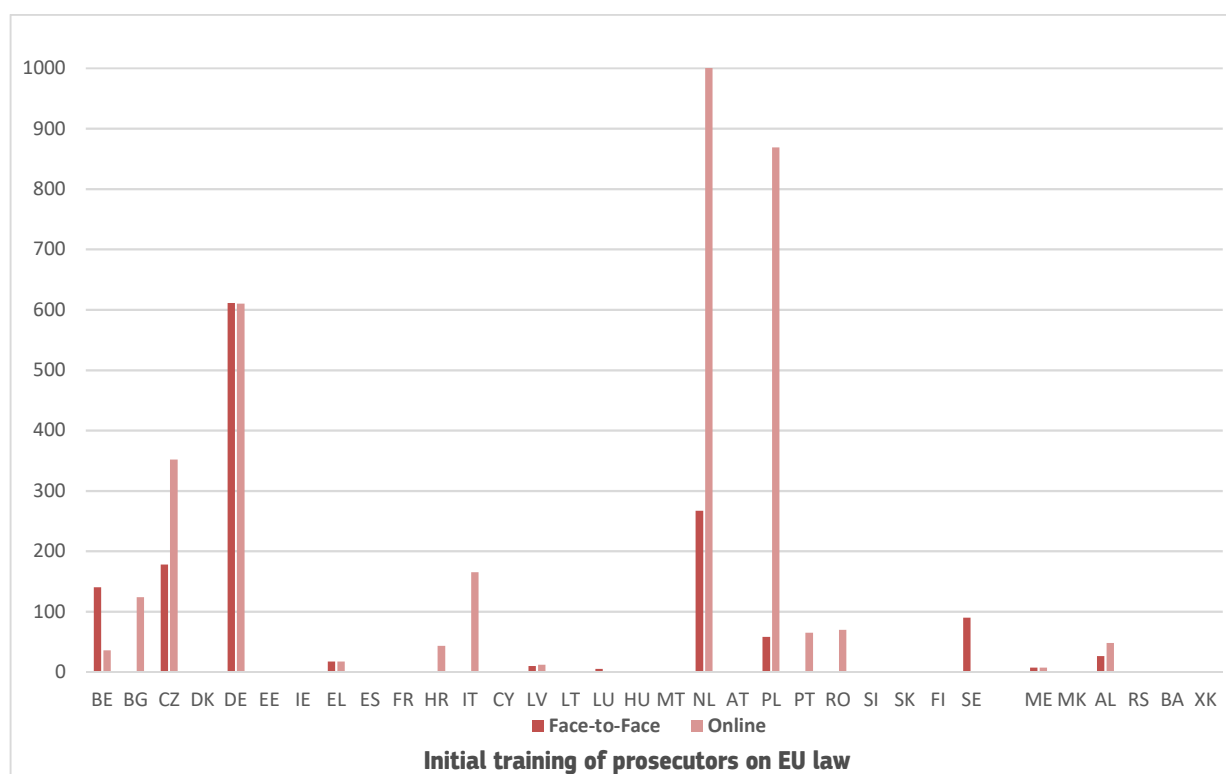


Note: AT figure include prosecutors. ** Exact figures for EE: 130 %, LV: 102 % (some judges participated in more than one activity).
*** No data available for IE and XK.

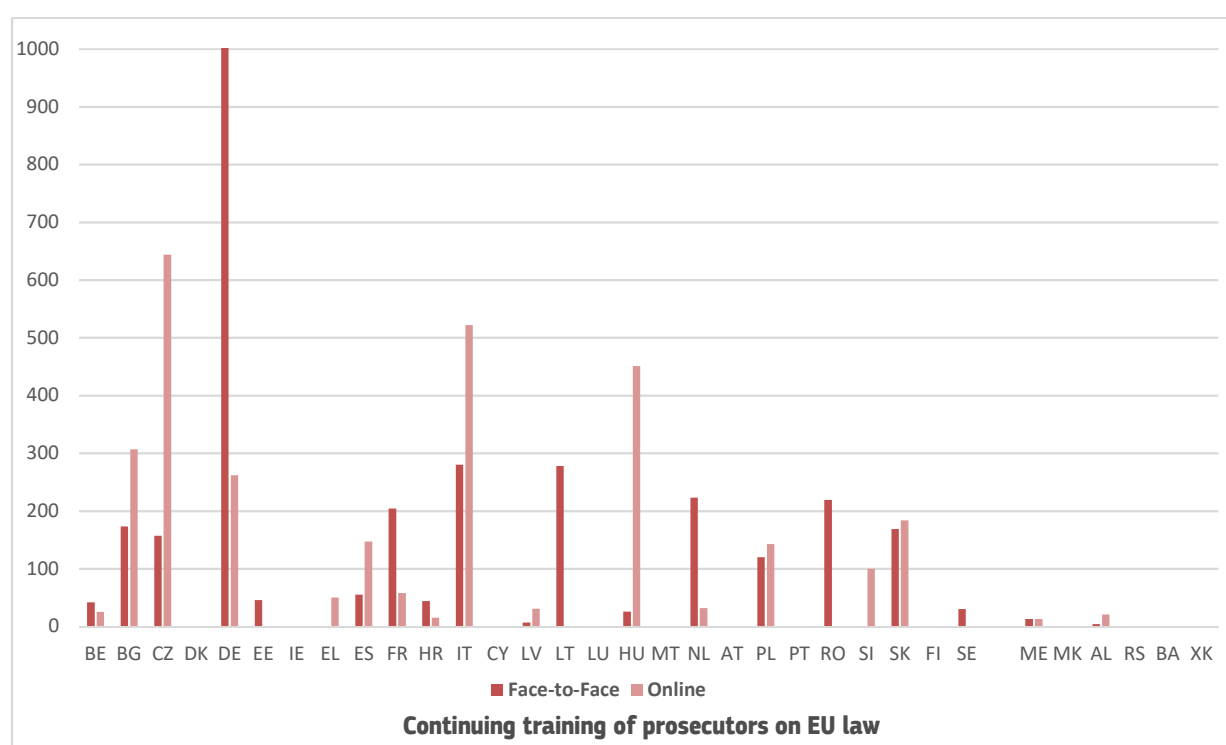
65 % = quantitative objective for continuing training of judges and prosecutors on EU law.

European judicial training 2021

Training of prosecutors on EU law

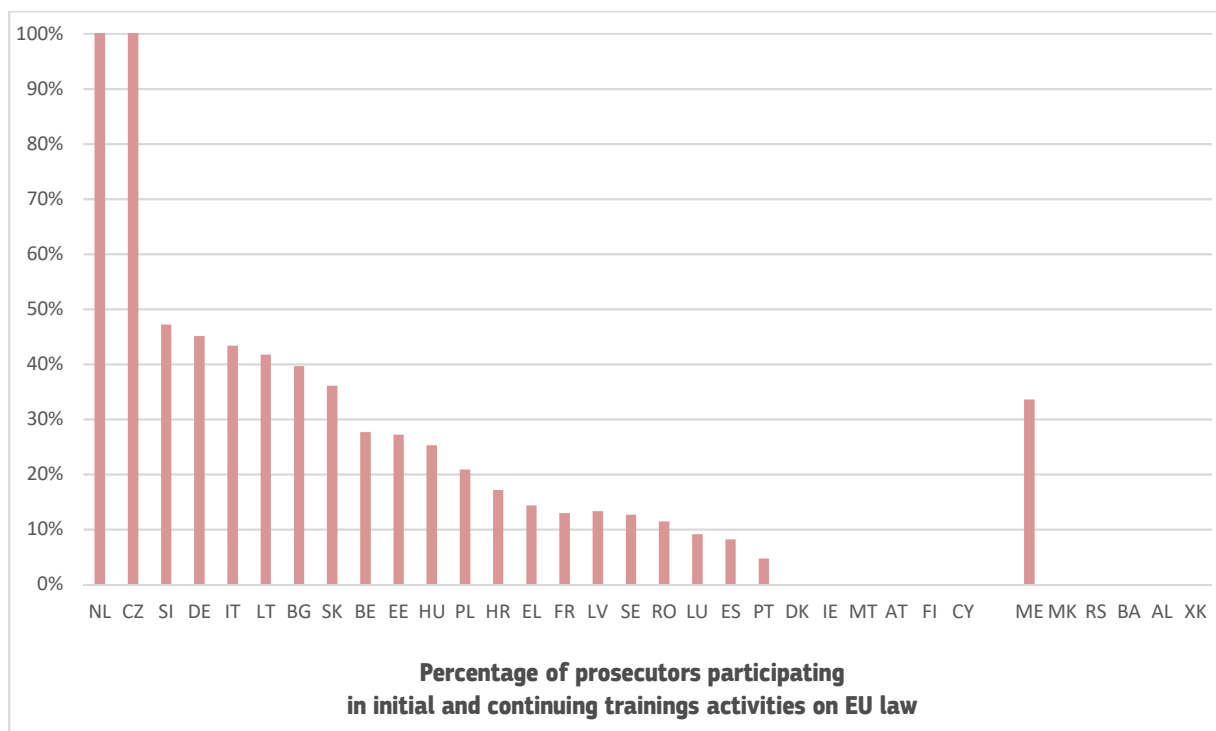


Note: No initial training in EE, IE, LT and SI. **Exact figures for NL: online: 1 408. *** No data available for: DK, CY, MT, FI and XK.

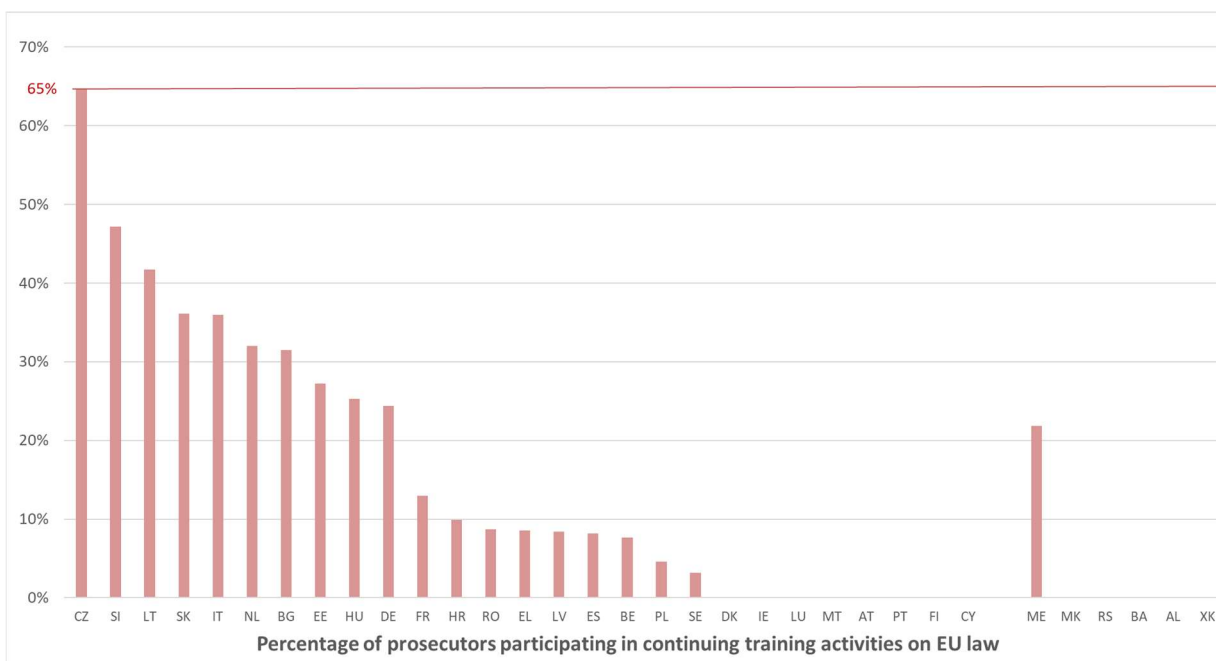


Note: Exact figures for DE: face-to-face: 1 171. ** No data available for: DK, CY, MT, FI and XK.

European judicial training 2021



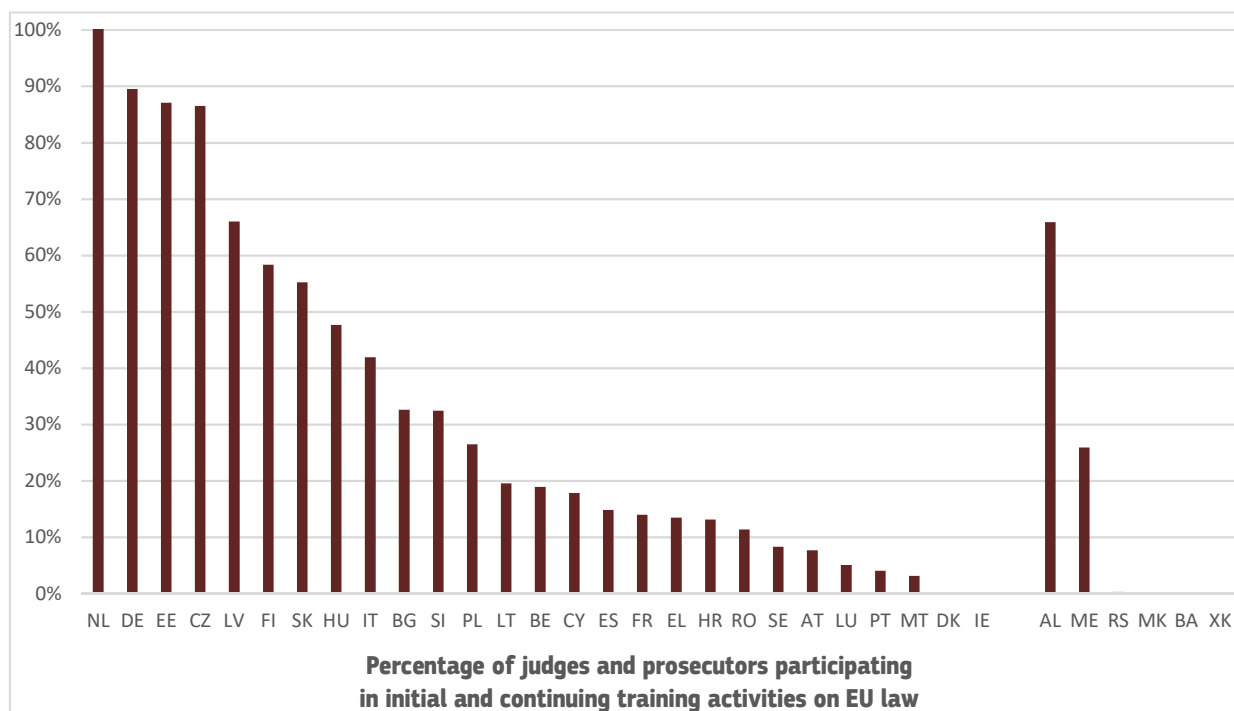
Note: No initial training in EE, IE, LT and SI. **Exact figures for NL: 242 %; CZ: 108 %. *** No data available for: DK, CY, MT, FI and XK.



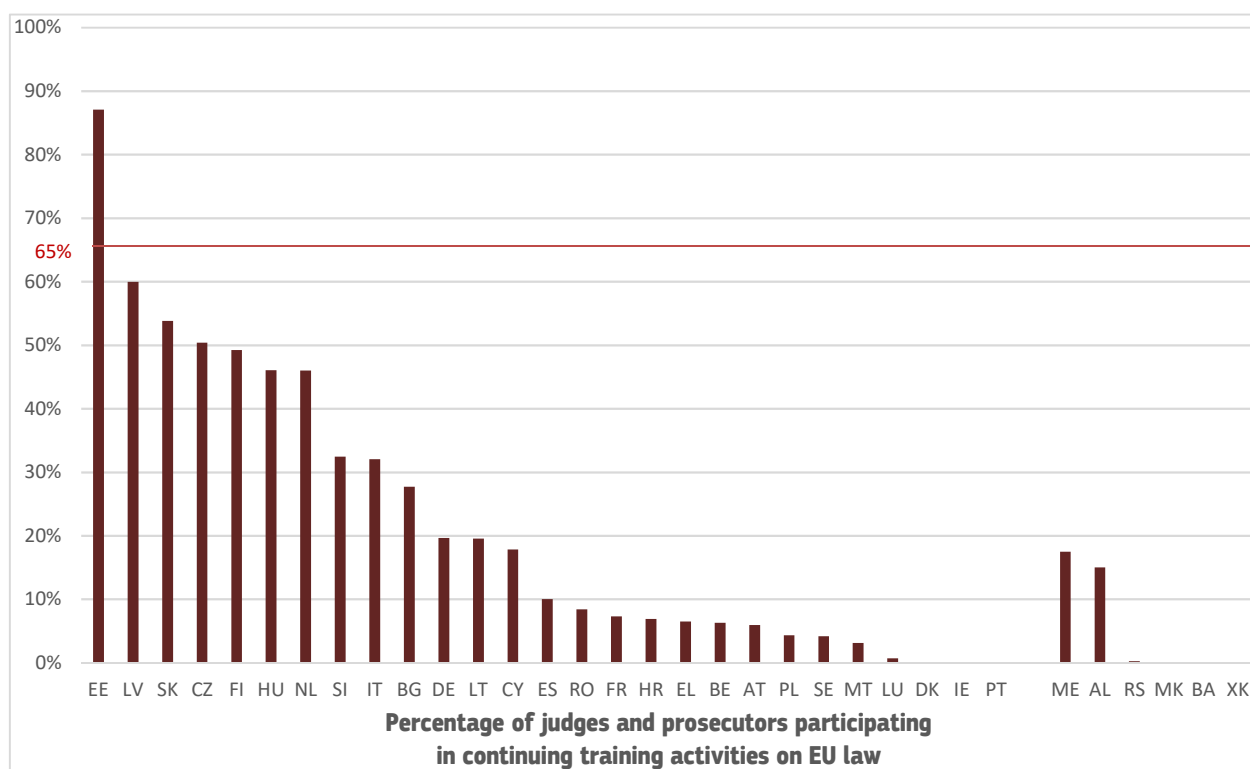
Note: No data available for: DK, CY, MT, FI and XK.

65 % = quantitative objective for continuing training of judges and prosecutors on EU law.

Training of judges and prosecutors on EU law



Note: No initial training in EE, IE, LT, MT and SI. **Exact figures for NL: 138 %; *** No data available for: DK, IE, CY, MT, FI and XK.



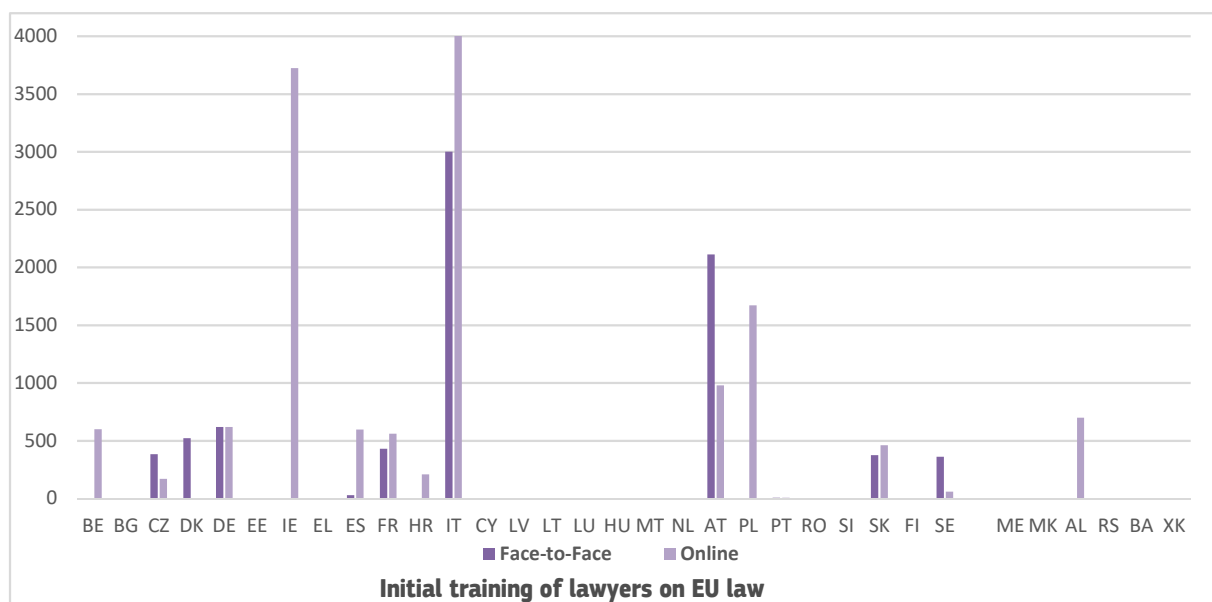
Note: No data available for: DK, IE, CY, MT, FI and XK.

65 % = quantitative objective for continuing training of judges and prosecutors on EU law.

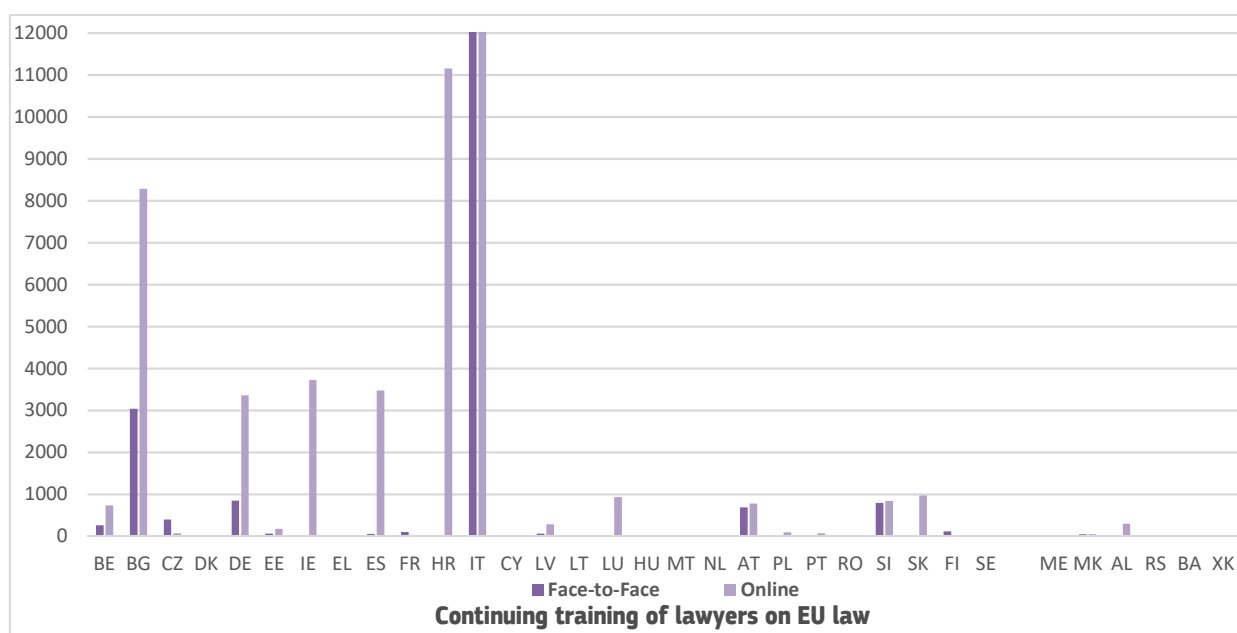
Participation of lawyers in training on EU law by Member State

In 2020, more lawyers than ever before participated in EU law training notably due to the remarkable results of a few Member States (BG, HR, IT, SI, AT and IE). The lack of data from lawyers' private training providers still remains an issue and means that we might only have a partial picture. No private training providers (not connected to bars) provided data, even though in some Member States lawyers rely on them in significant numbers. In some cases, data were available only for certain regions of a Member State or a certain type of lawyer. But, the report shows that a lot has been done since 2011, that also the reporting has improved and that 2020 was an exceptional year in many aspects.

This year's diagrams do not allow for a comparison between 2019 and 2020 data. In the tables with percentages, the red line indicates the new quantitative objective. By **2024**, continuing training on EU law should reach yearly **15 % of all EU lawyers**. In 2020, this objective was even surpassed during the COVID-19 pandemic due to the high number of participants in online training. However, more than half of the Member States for which we received an answer did not reached the 15 % target.

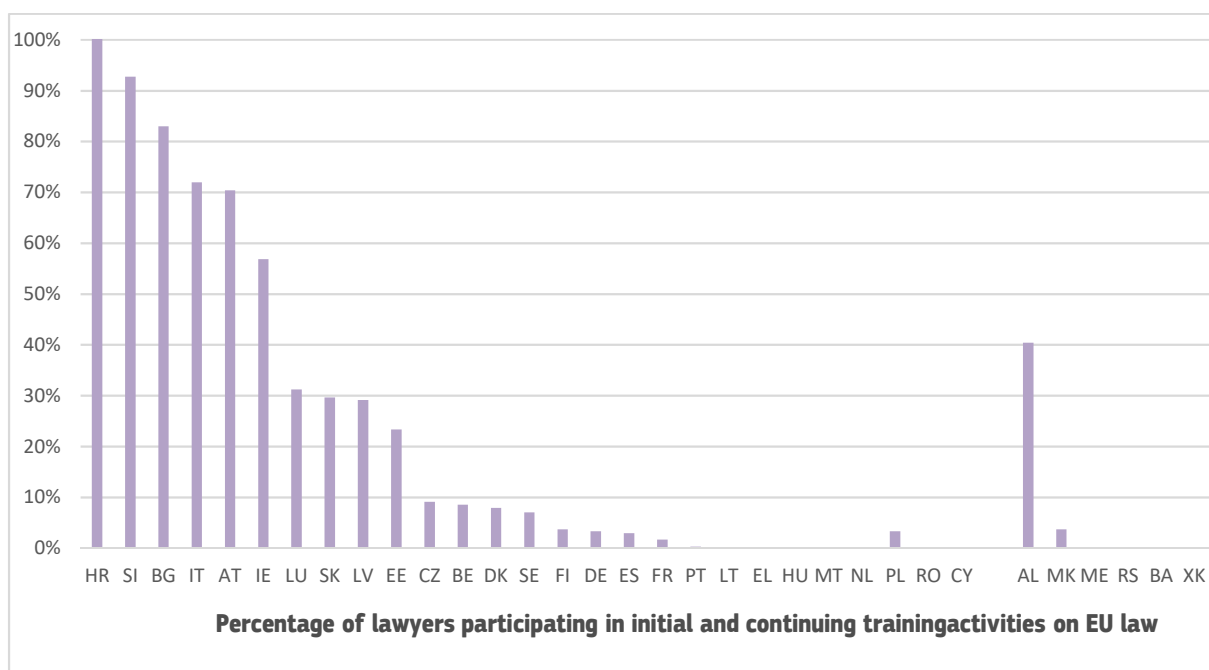


Note: No initial training in: BG, EE, EL, LT, LU, SI, MK and BA. ** Exact figures for IT: online: 12 800. ***No data available for lawyers in CY, MT, NL, RO, ME, and XK. ****The data for ES, MT and SE are minimal.

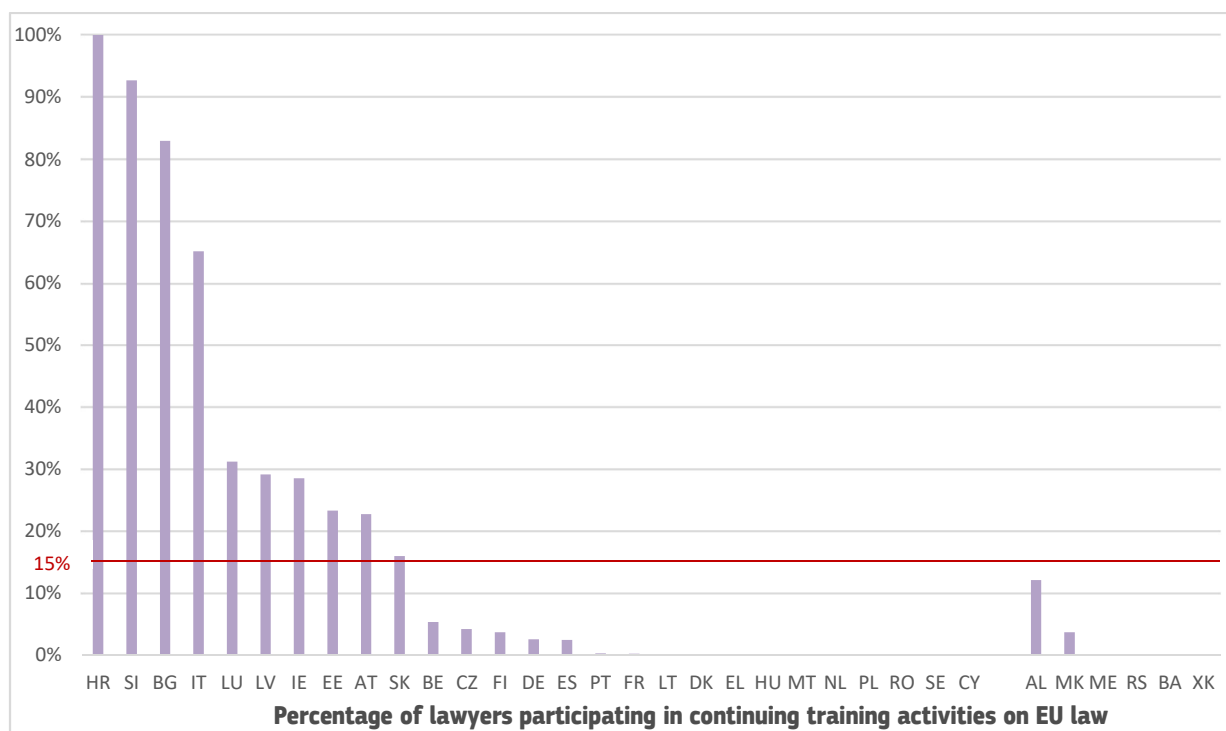


Note: Exact figures for IT: face-to-face: 15 500; online: 137 300. **No data available for lawyers in CY, MT, NL, RO, ME, and XK. **** The data for FR, LV, PL, PT, FI and MK are minimal.

European judicial training 2021



Note: Exact figure for HR: 239 %. **No initial training in: BG, EE, EL, LT, LU, SI, MK and BA. ***No data available for lawyers in CY, MT, NL, RO, ME, and XK.



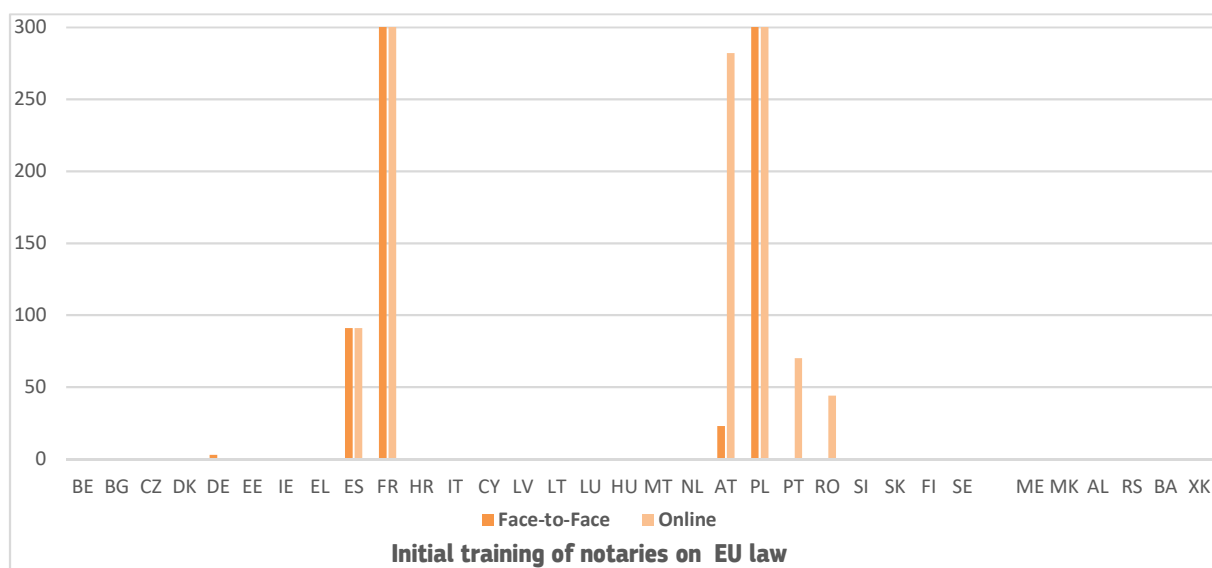
Note: Exact figure for HR: 234 %. No data available for lawyers in CY, MT, NL, RO, ME, and XK. **The data for PT, FR and LT are minimal.

15 % = quantitative objective for continuing training of lawyers on EU law.

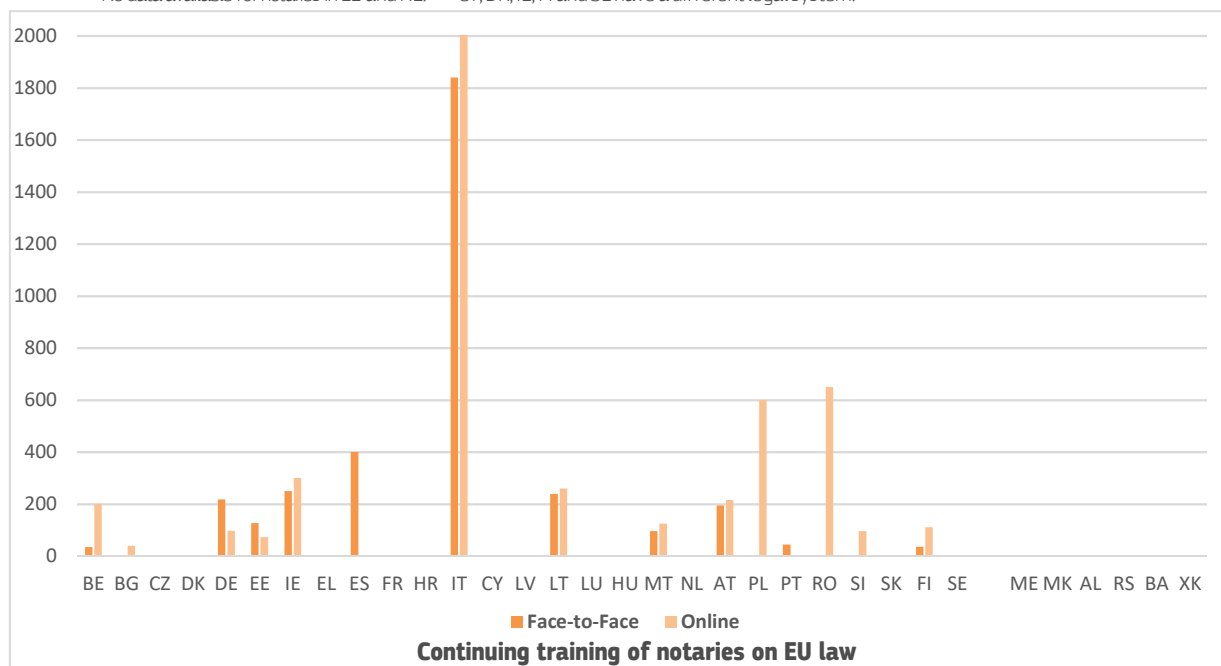
Participation of notaries in training on EU law by Member State

This report uses the definition of 'notary' of the [2020 CEPEJ study on European judicial systems: Efficiency and quality of justice](#): 'a legal official who has been entrusted by the public authority with the safeguarding of the freedom of consent and the protection of the rightful interests of individuals'¹¹. Depending on the system of the Member State in question, the notary can be private or public, with different competences and functions. In over half of the Member States for which we received data, initial training for notaries does not exist.

This year's diagrams do not allow for a direct comparison between 2019 and 2020 data. In the tables with **percentages**, the red line indicates the new quantitative objective. By **2024**, continuing training on EU law should reach yearly **30 % of all EU notaries**. For 2020, this objective was not reached although several Member States for which we received data did reach it. Despite the COVID-19 pandemic, overall **notaries' training on EU law** only **slightly decreased** due to a **high number of participants in online training**.



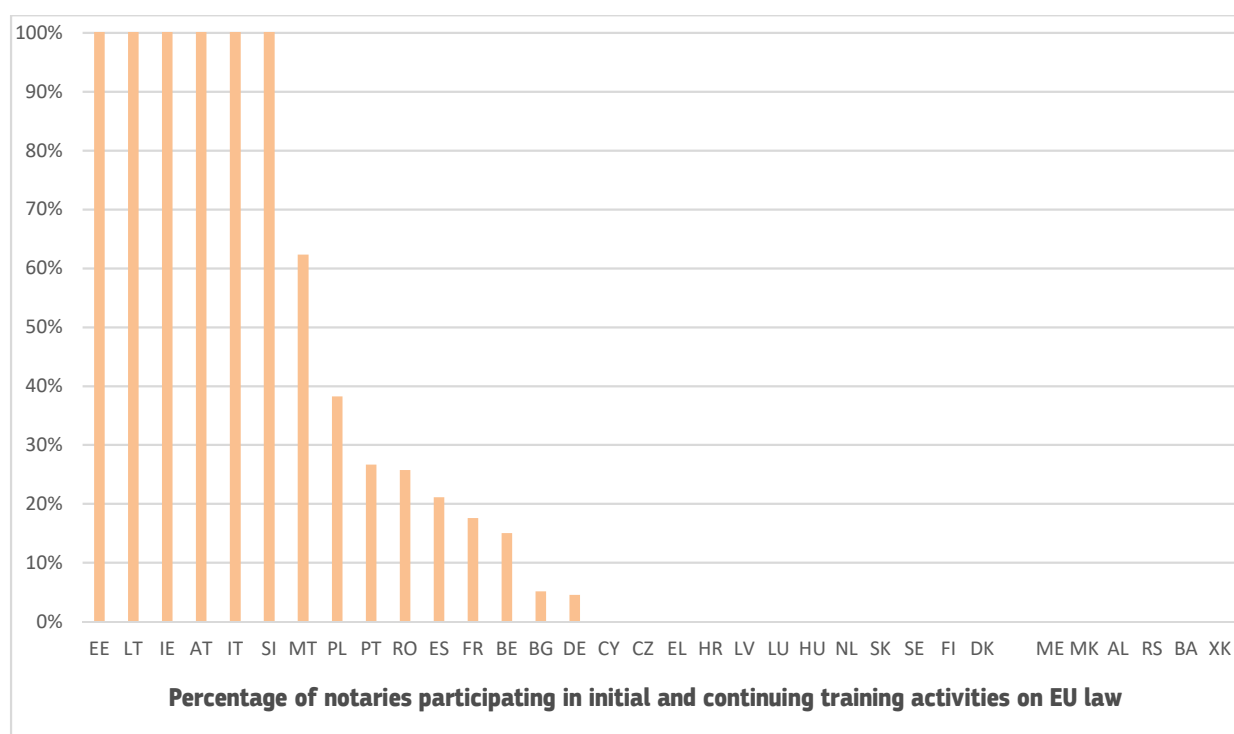
Note: No initial training in BE, BG, EE, HR, HU, IT, LT, LU, MT, SI and MK. ** Exact figure for FR face-to-face: 1 300, online: 800, PL: face-to-face: 315, online: 434. ***No data available for notaries in EL and NL. **** CY, DK, IE, FI and SE have a different legal system.



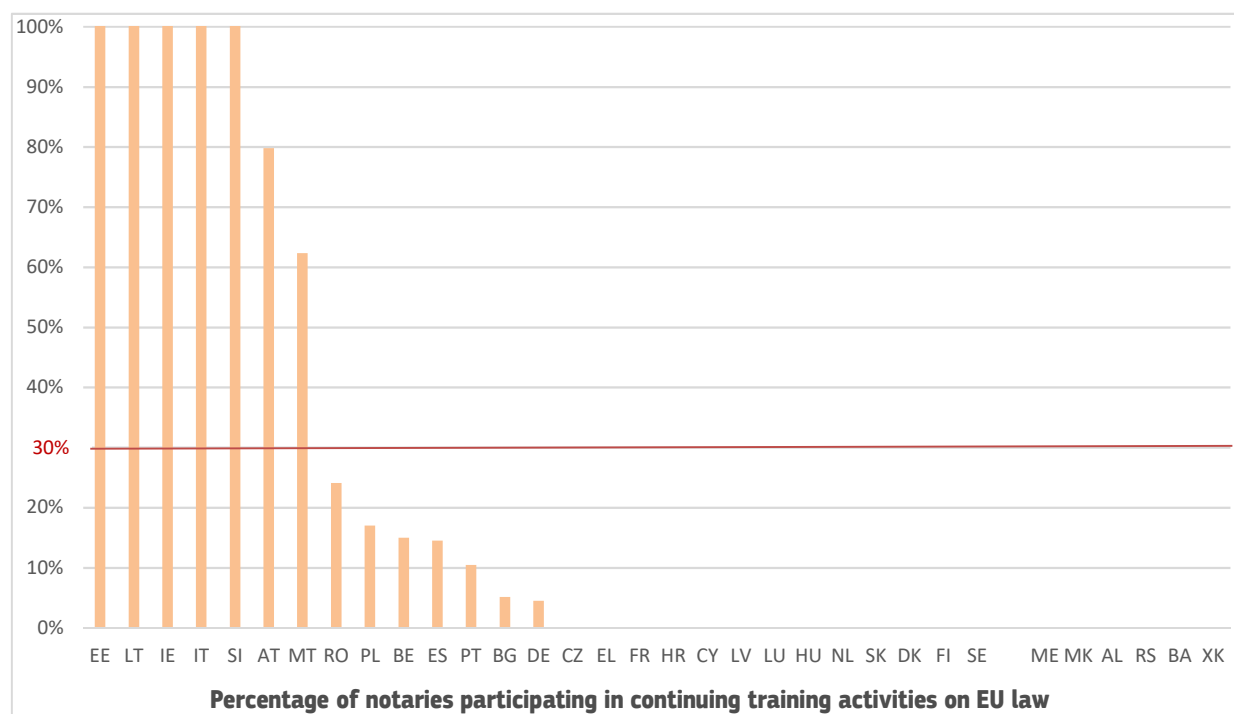
Note: No data available for notaries in EL and NL. ** Exact figure for IT: online: 3 399. *** CY, DK, IE, FI and SE have a different legal system.

¹¹ European Commission for the efficiency of justice (CEPEJ), [Explanatory note to the scheme for evaluating judicial systems 2018-2020 Cycle](#), CEPEJ(2018)17, Council of Europe, March 2019.

European judicial training 2021



Note: No initial training in BE, BG, EE, HR, HU, IT, LT, LU, MT, SI and MK. ** Exact figure for EE: 222 %, LT: 192 %, IE: 175 %, AT: 139 %, IT: 105 %, SI: 103 %.
 No data available for notaries in EL and NL. * CY, DK, IE, FI and SE have a different legal system.



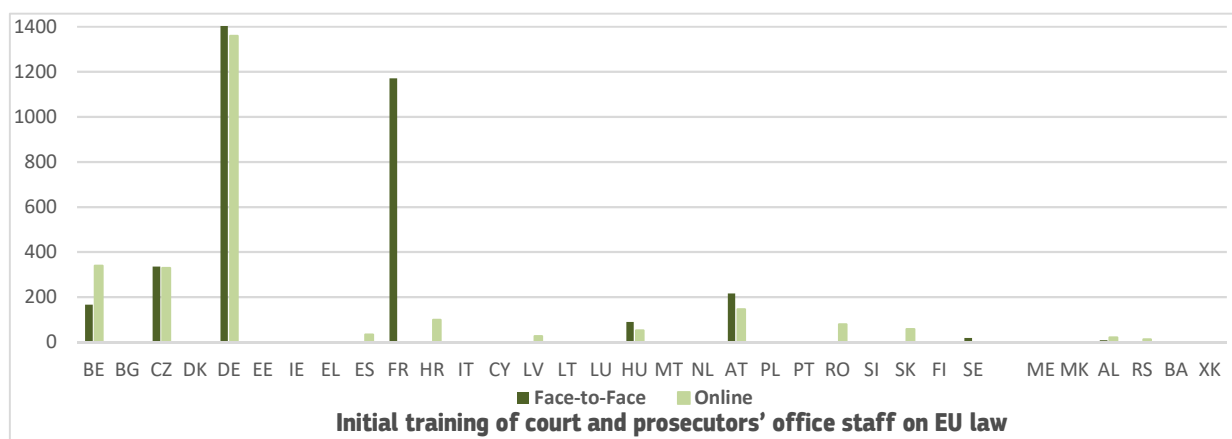
Note: Exact figure for EE: 222 %, LT: 192 %, IE: 175 %, IT: 105 %, SI: 103 %. **No data available for notaries in EL and NL. *** CY, DK, IE, FI and SE have a different legal system.

30 % = quantitative objective for continuing training of notaries on EU law.

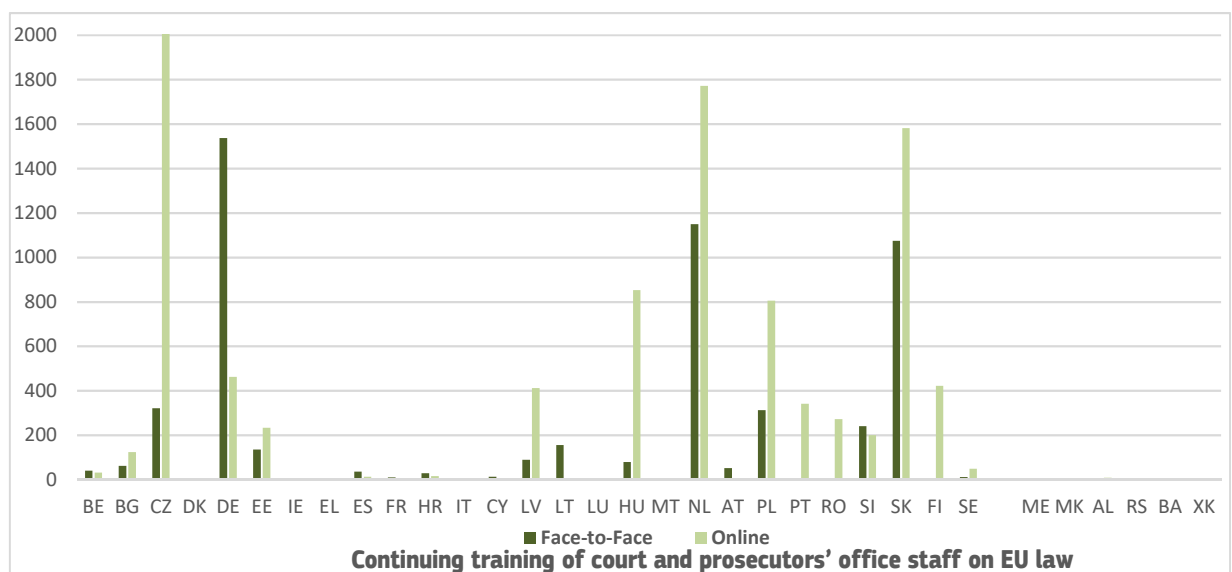
Participation of court and prosecutors' office staff in training on EU law by Member State

Member States have different types of court and prosecutors' office staff. They range from court wardens and technical staff to assistants for judges and partially independent clerks taking judicial decisions, in particular in the area of registers and the execution of judgments. This diversity entails a wide variety of training needs on EU law. To better acknowledge the actual training needs of court and prosecutors' office staff this report monitors and refers only to court and prosecutors' office staff whose tasks require or may require the application of EU law as defined in the [Study on the Training Needs of Court Staff on EU Law in the EU¹²](#). Therefore, this year's diagrams do not allow for a comparison between 2019 and 2020 data.

Although all Member States have court and prosecutors' office staff with their own training needs, the collection of data for such staff has proven complex. They have varying roles and are sometimes trained under different training schemes and by different institutions. This also affects the process of data collection. The lack of data on court and prosecutors' office staff remains a challenge, which needs to be addressed. In the table for continuing training with **percentages**, a red line indicates the new quantitative objective. By **2024**, continuing training on EU law should reach yearly **15 % of all EU court and prosecutors' office staff in need of EU law training**. The majority of Member States for which we have received an answer **did not reach this target in 2020**.



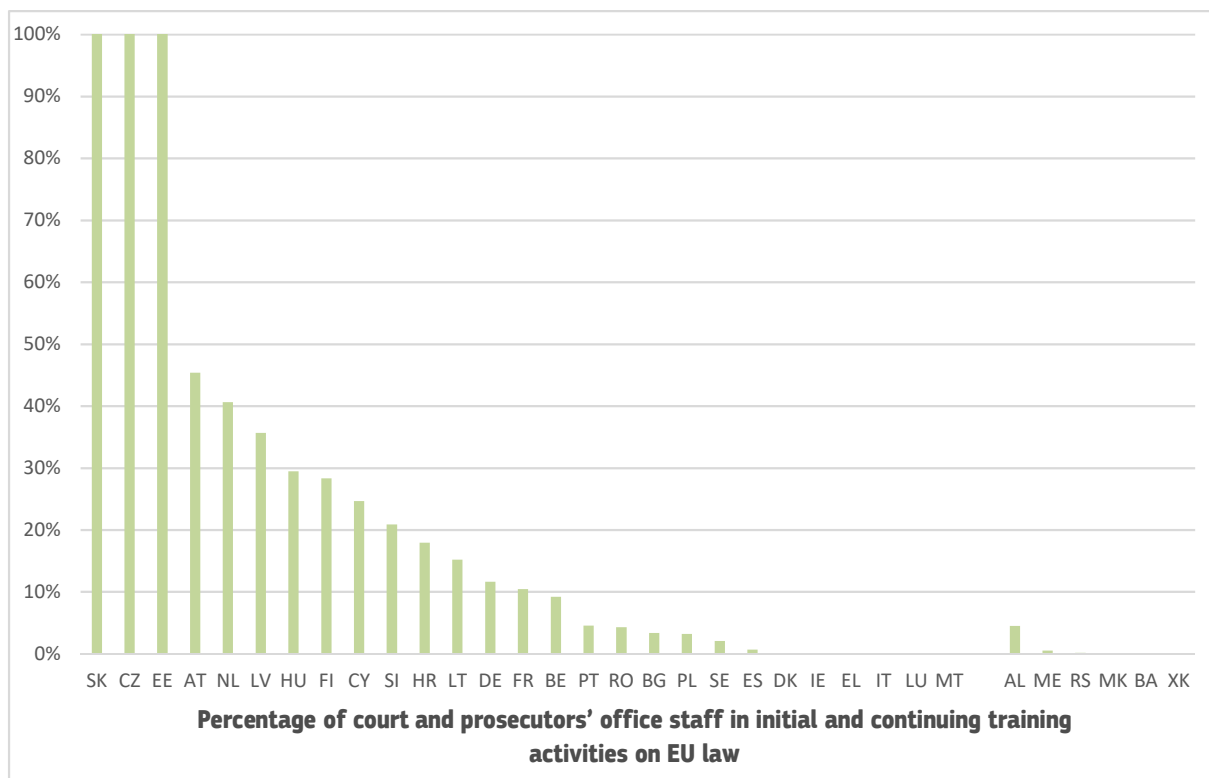
Note: No initial training for court and prosecutors' office staff in EE, LT SI. **Exact figures for DE: face-to-face: 1 868. *** No data available for court staff prosecutors' office staff in EL, IT, LU, MT, MK and BA. **** Data for CY, SE, AL and RS are minimal.



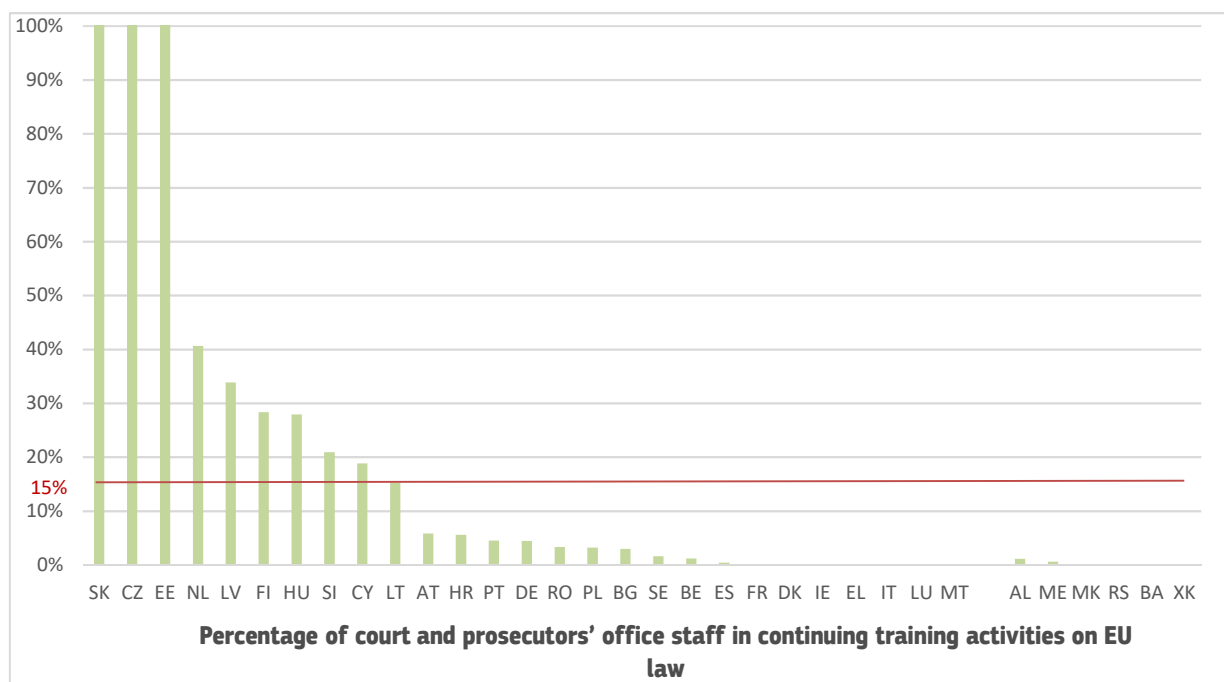
Note: Exact figure for CZ: online: 2 788. **No data available for court staff prosecutors' office staff in EL, IT, LU, MT, MK and BA. **** Data for ES, FR, HR, CY, SE, AL are minimal.

¹² See the Study [annexes](#) for country data.

European judicial training 2021



Note: No initial training for court and prosecutors' office staff in EE, LT SI. ** Exact figures for SK: 143 % CZ: 140 %, EE: 100 %. *** No data available for court staff prosecutors' office staff in EL, IT, LU, MT, MK and BA. **** Data for ES and ME are minimal.



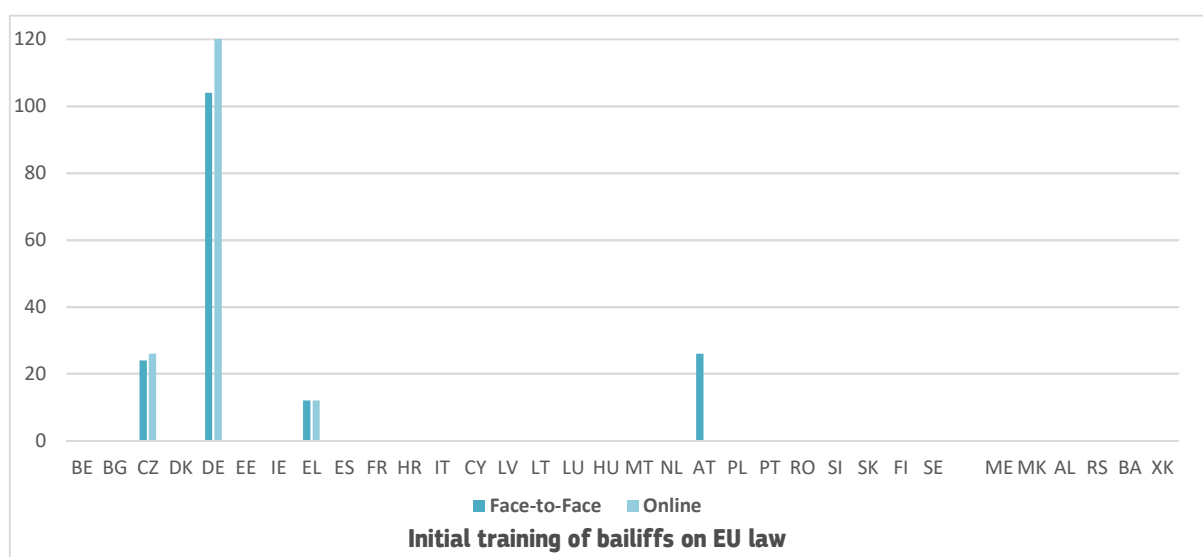
Note: Exact figures for SK: 140 %, CZ: 115 % and EE: 100 %. ** No data available for court staff prosecutors' office staff in EL, IT, LU, MT, MK and BA. *** Data for ES, FR, AL and ME are minimal.

15 % = quantitative objective for continuing training of court staff prosecutors' office staff on EU law.

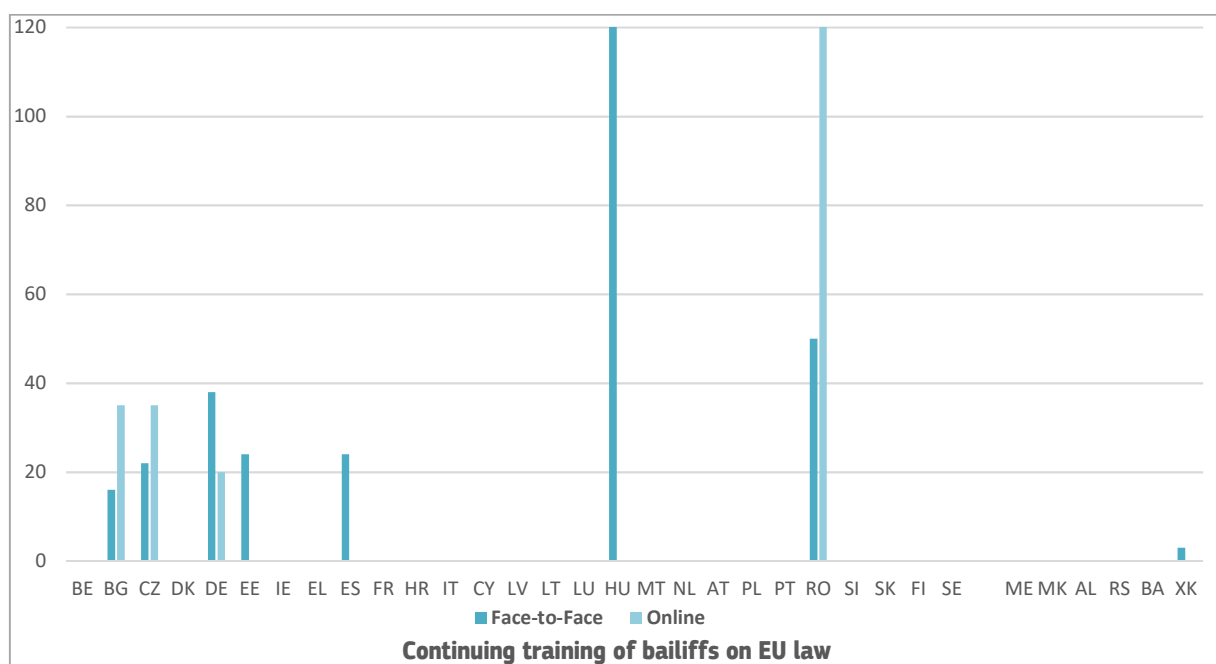
Participation of bailiffs in training on EU law by Member State

The professional status and backgrounds of judicial officers and bailiffs differ in terms of status (public officials/private officials) and competencies (enforcement/service of documents) depending on the Member State. Civil enforcement procedures also differ from one country to another. They are court staff in roughly a third of the EU Member States. In over half of the Member States for which we received data, initial training for bailiffs does not exist.

In the tables with **percentages**, the red line indicates the **new quantitative objective**. By **2024**, continuing training on EU law should each year reach **20 % of bailiffs**. This objective was not reached in 2020. For **bailiffs**, there is a **substantial decrease** for most Member States. Most Member States for which we have received an answer did not organise any training events in 2020 due to the COVID-19 pandemic. The participation rate varies considerably across Member States.

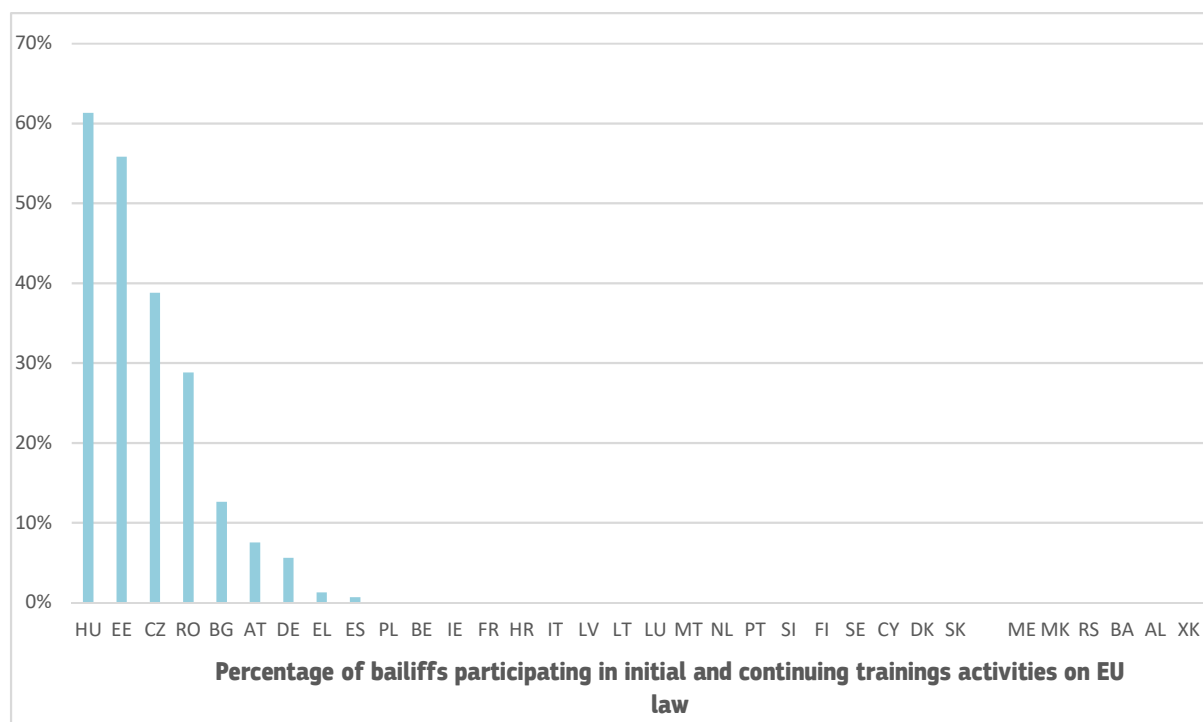


Note: Exact figures for DE: online: 121. ** No initial training for bailiffs in BG, CZ, DE, EE, ES, HU, LT, LV, MT and RO. *** No data available for bailiffs in FR, HR, PT, SI, SK, FI, SE, AL and BA. **** Data for XK are minimal.

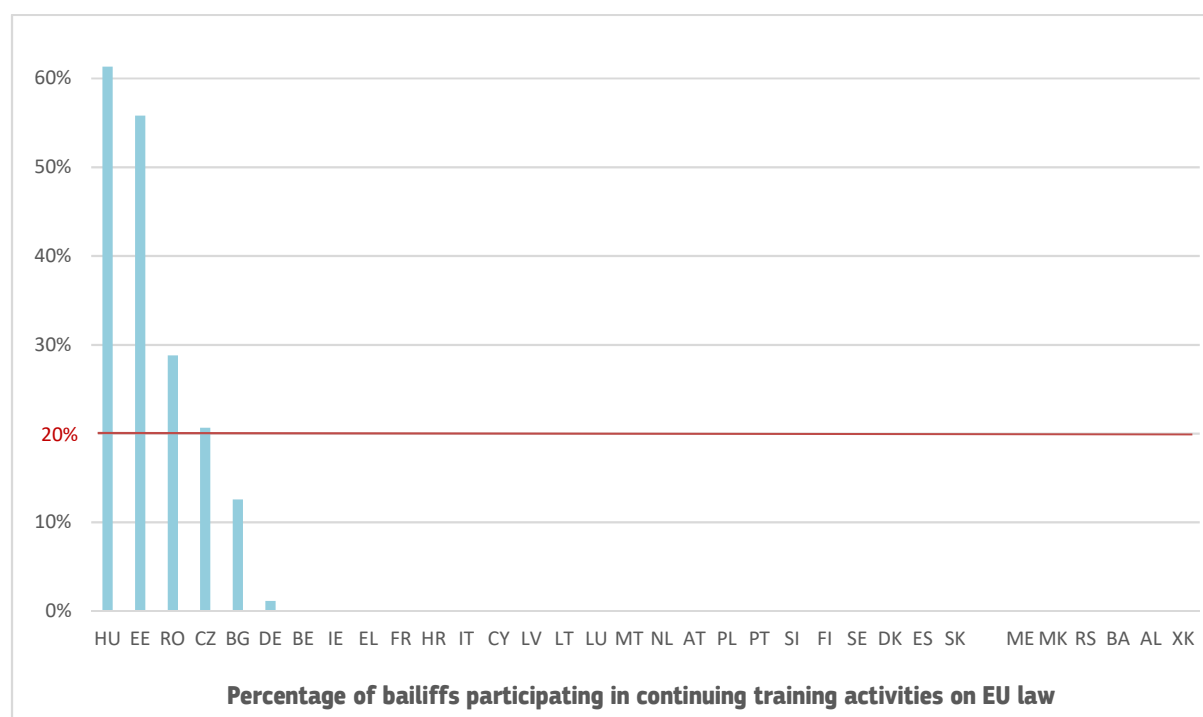


Note: Exact figures for HU: face-to-face: 141, RO: online: 200. ** No data available for bailiffs in FR, HR, PT, SI, SK, FI, SE, AL and BA.

European judicial training 2021



Note: No initial training for bailiffs in BG, CZ, DE, EE, ES, HU, LT, LV, MT and RO. **No data available for bailiffs in FR, HR, PT, SI, SK, FI, SE, AL and BA.



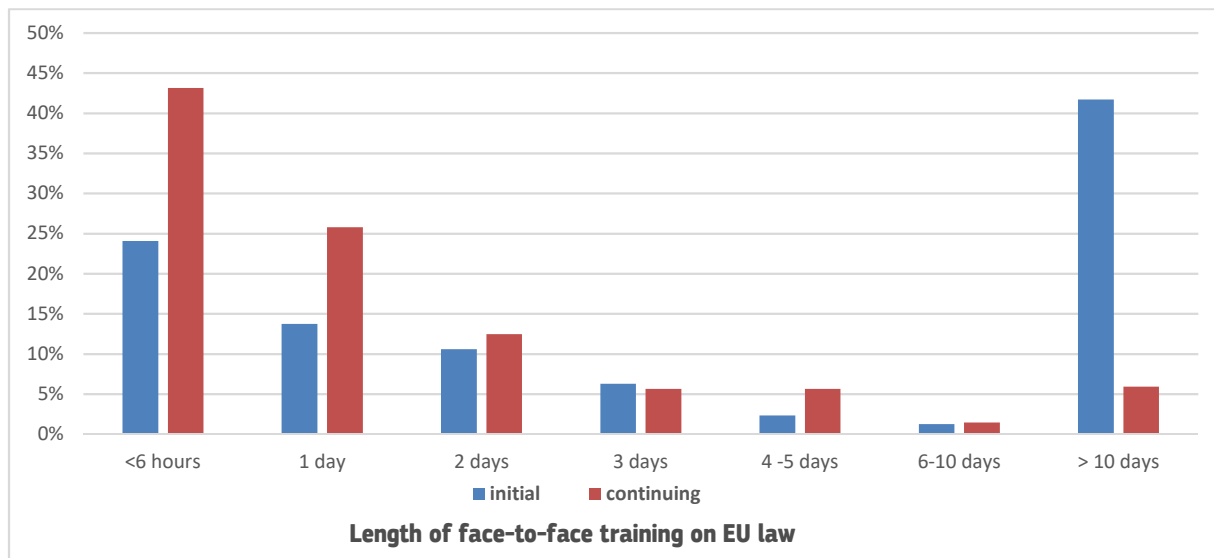
Note: No data available for bailiffs in FR, HR, PT, SI, SK, FI, SE, AL and BA.

20 % = quantitative objective for continuing training of bailiffs on EU law.

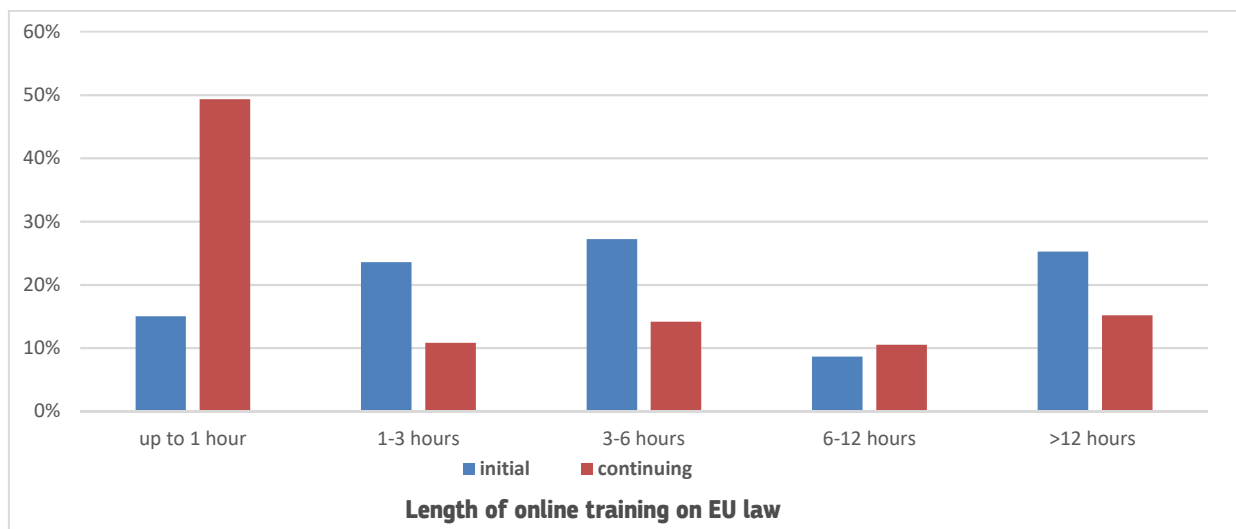
Length of training on EU law

In this section, we measure the duration of **face-to-face** and **online training** activities in **initial** and **continuing training** in the EU and the Western Balkan 'countries'.

The duration of **continuing face-to-face training activities** is shorter than the duration of **initial face-to-face training activities**. In 2020, 81 % of all continuing face-to-face and 48 % of all initial face-to-face training on EU law activities lasted two days or less. Young practitioners may be in need of longer training activities. 42 % of initial face-to-face training activities on EU law lasted 10 days or more whereas only 6 % of continuing face-to-face training activities lasted 10 days or more. Of the responding countries, the relative majority of continuing face-to-face training activities lasted less than six hours¹³.



The duration of **online training activities** on EU law is on average shorter than 6 hours for both initial and continuing training. In 2020, 74 % of all continuing online training activities lasted up 6 hours or less and 66 % of initial online training activities. 25 % of initial online training activities on EU law lasted 12 hours or more whereas 15 % of continuing online training activity lasted 12 hours or more. Of the responding countries, the relative majority of continuing online training activities lasted less than six hours.

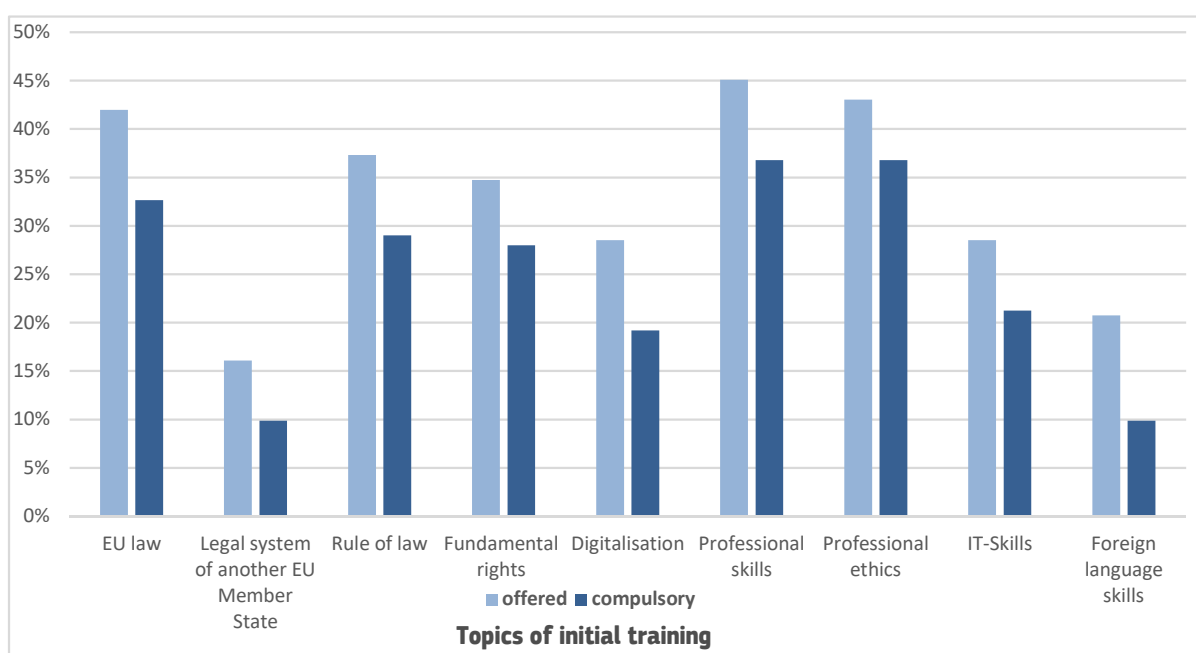
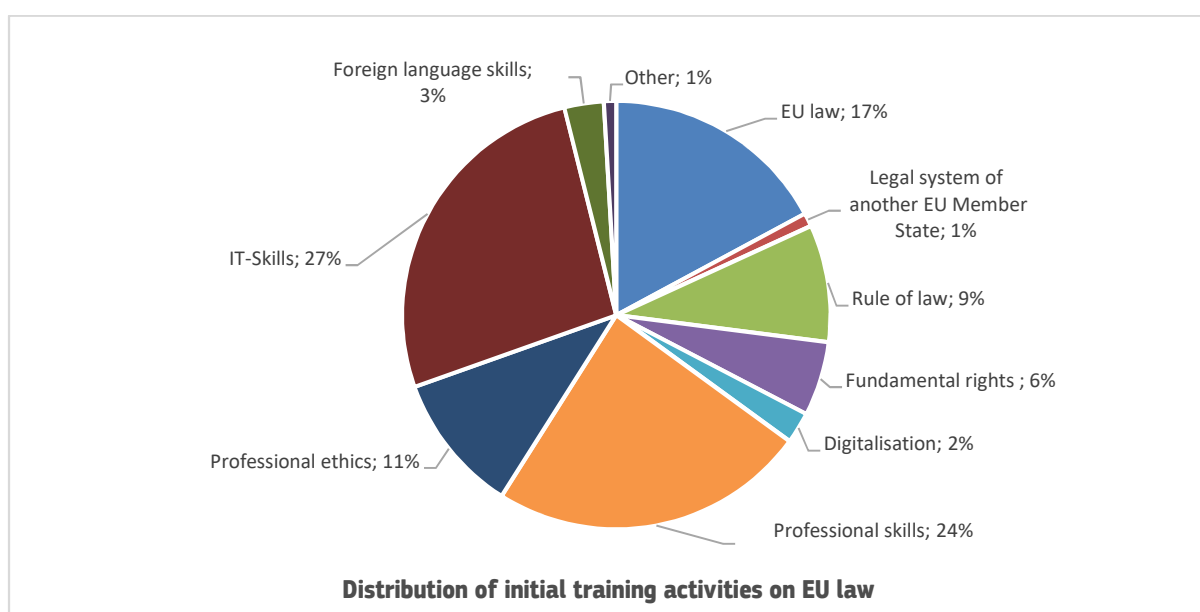


¹³ It is not possible to produce a breakdown of the length of the training activities by profession, as for most Member States only aggregate data on training activities for several professions are available, in some cases because training providers cater for a range of professions.

Wide range of training topics

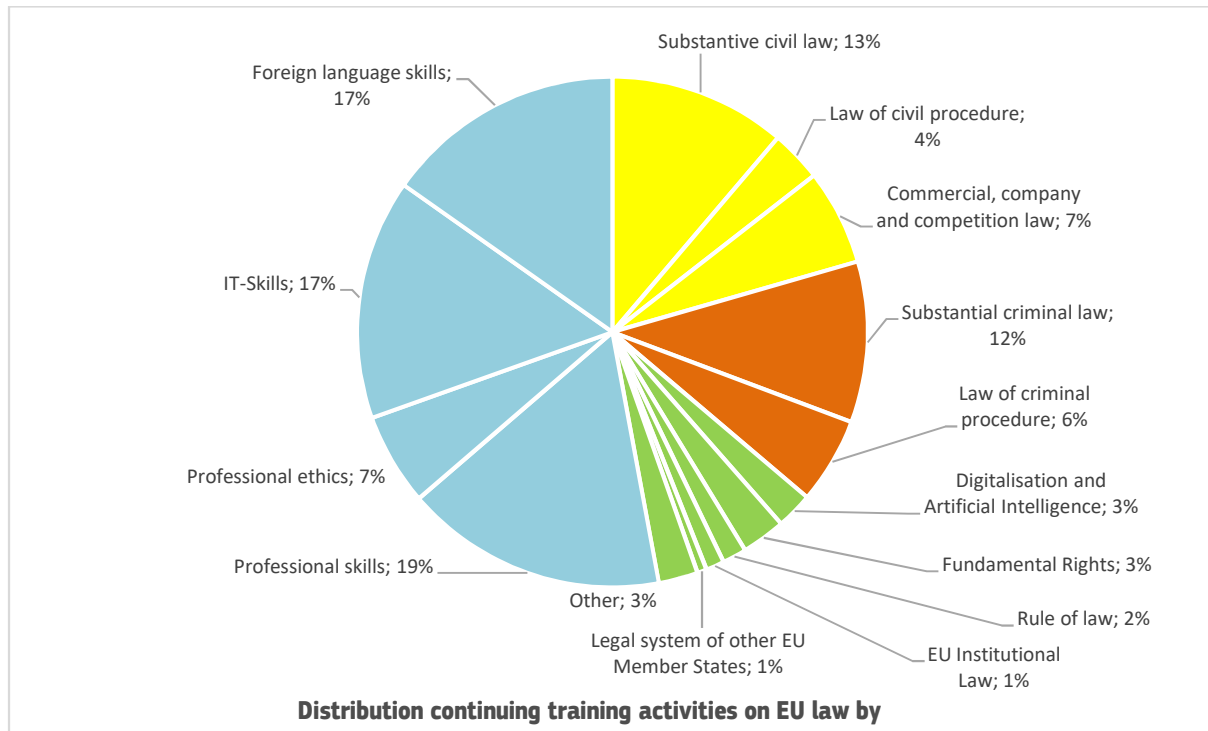
Training covered a wide range of **EU law topics** and **topics going beyond legal training** (professional skills, professional ethics and language skills) in 2020¹⁴ in the EU and Western Balkan 'countries'. In initial training specific training on EU law seems to account for 17 % of training activities confirming the European judicial training strategy's approach to boost training on EU law for young practitioners. For both initial and continuing training on professional skills accounts for 24 % (initial training) and 19 % (continuing training) of training activities.

Topics of initial training



¹⁴ A breakdown by profession is not available (see previous footnote).

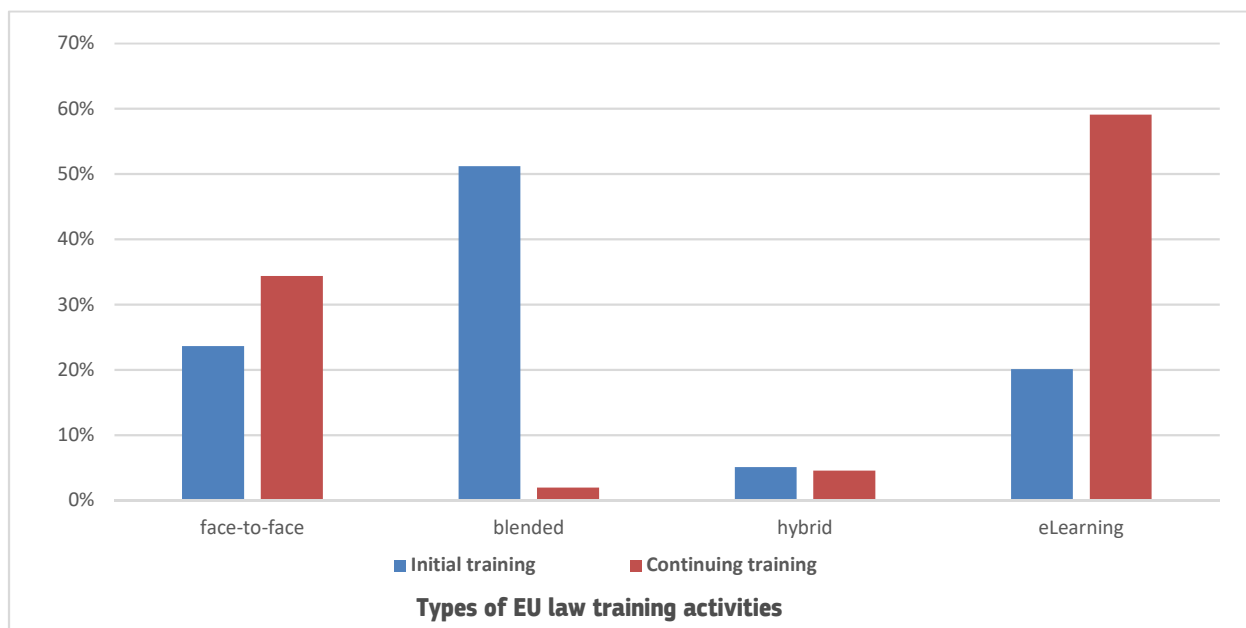
Topics of continuing training



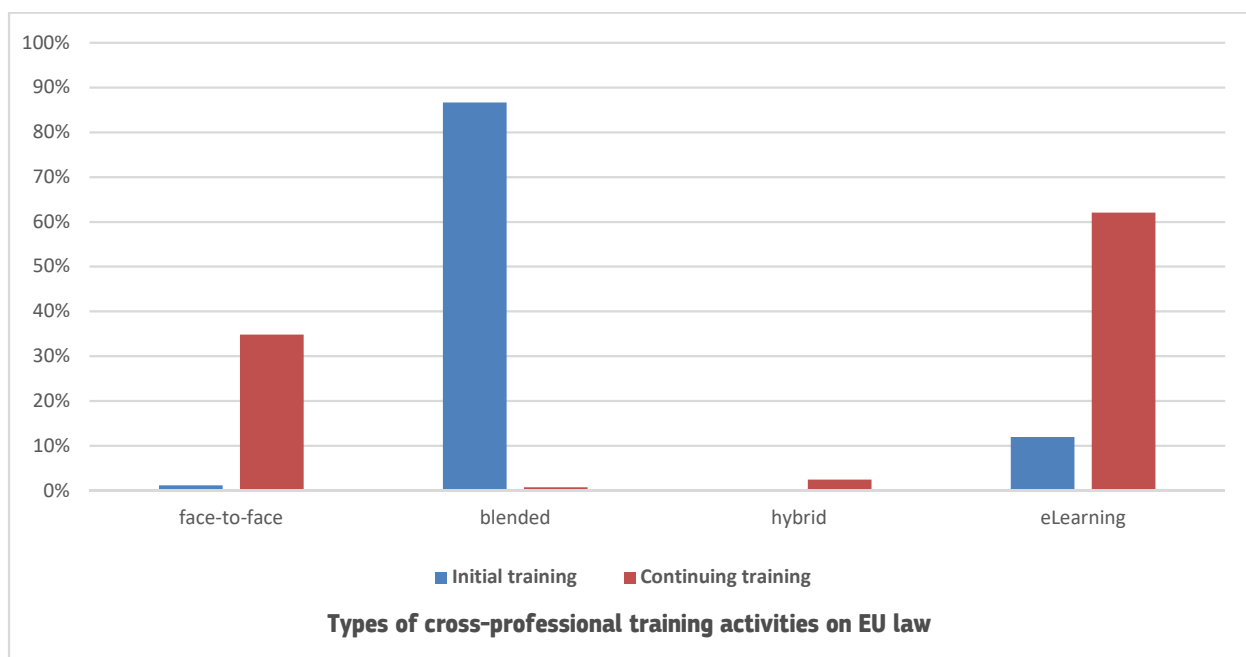
Types of EU law training activities

In 2020, the majority of training activities were held in an online or blended format. These results are largely influenced by the COVID-19 pandemic which did not allow for many face-to-face training activities but might also show a trend of the evolution of training activities, which would rely more and more on online or blended format. This applies especially for initial training where in 2020 only 24 % of training activities organised were held face-to-face.

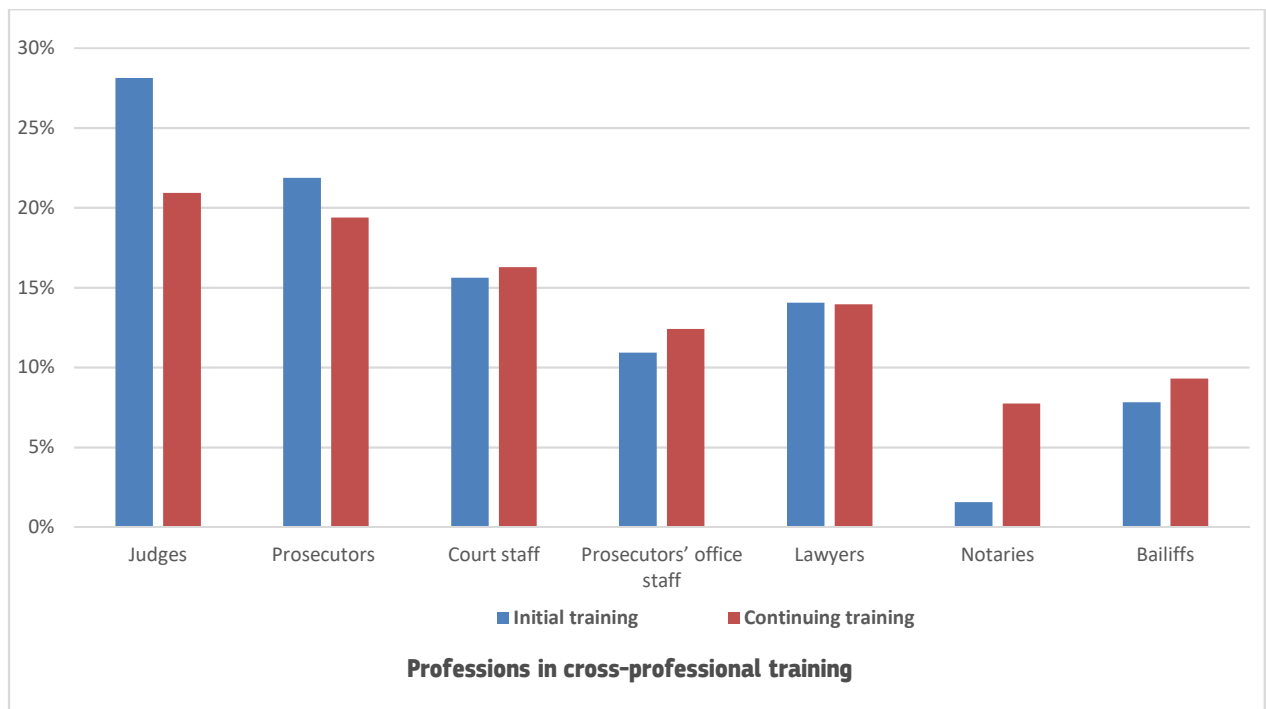
Types of EU law training activities



Types of cross-professional training activities on EU law



Professions in cross-professional training

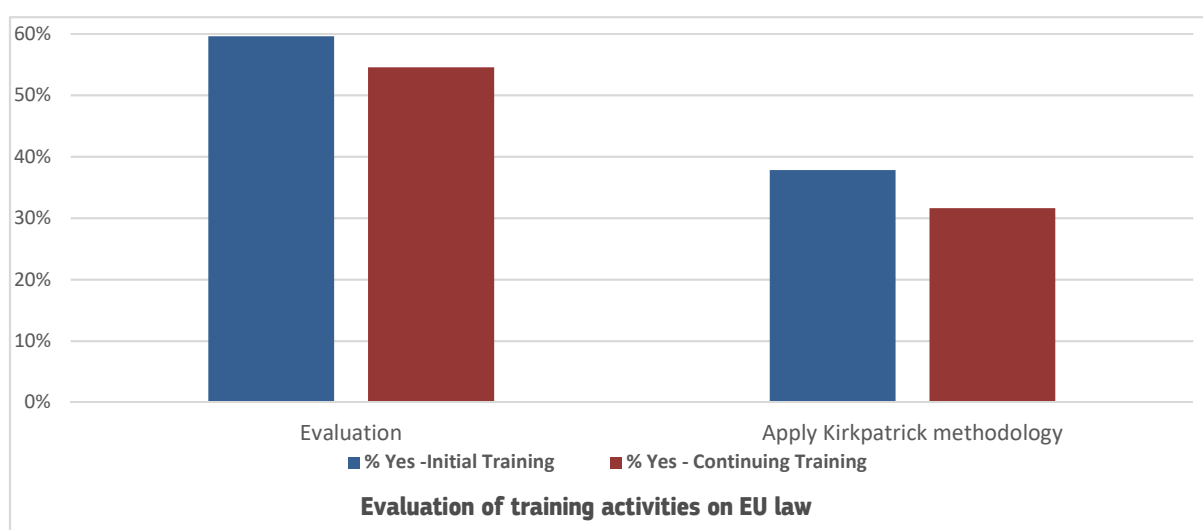


Quality of training

Effective judicial training is not only about numbers of participants. The training activities must also be of good quality. Training providers should promote high quality and efficient training activities, using modern training tools, benefiting from digitalisation. It is however complex to assess the quality of training. In this section, we present different possible indicators that can allow an assessment; such as the evaluation of training activities, training needs assessment, training for trainers and the methodology applied in training activities on EU law in the EU and the Western Balkan 'countries'.

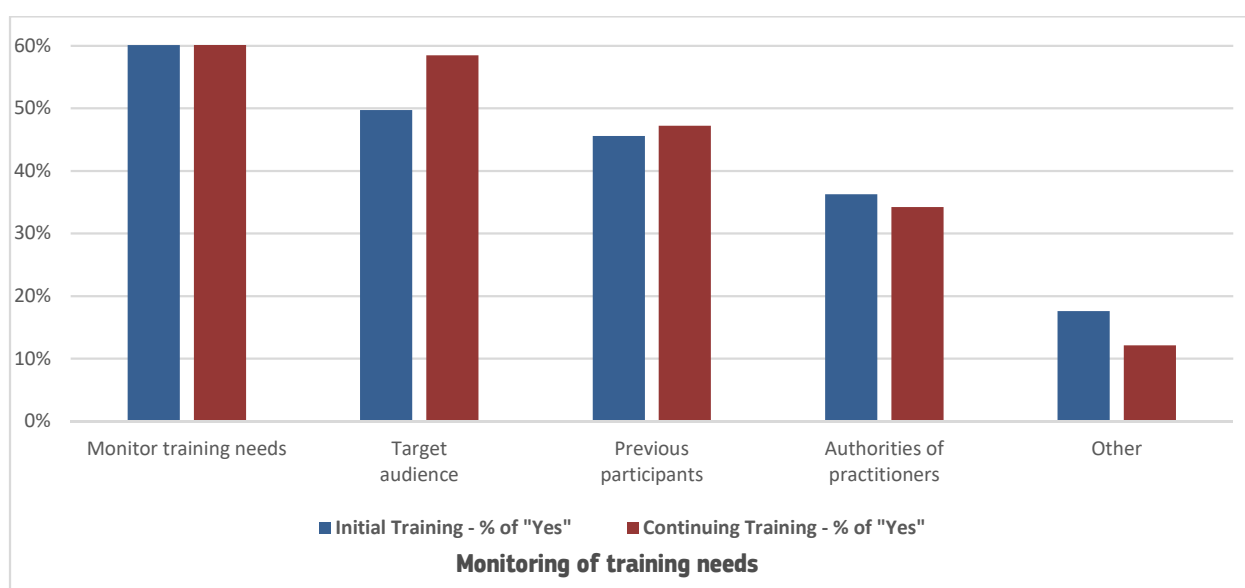
Evaluation of training activities

More than half of the responding countries (60 % for initial training and 55 % for continuing training) evaluated the training activities on EU law they organised. 38 % for initial and 32 % for continuing training applied the Kirkpatrick methodology to evaluate the training activities whereas the majority used different methods for evaluation.



Monitoring training needs

More than half of the responding countries (60 % for initial training and 61 % for continuing training) monitored training needs. The majority of Member States for which we have received a reply consulted the target audience for the training needs assessment.



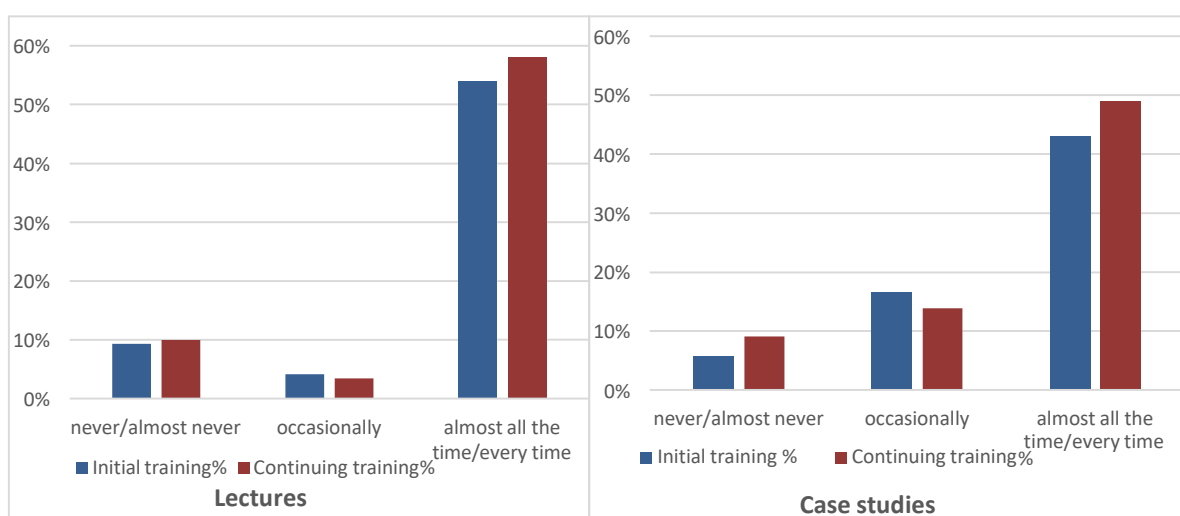
Training of trainers

Training of trainers on EU law training is only offered in the minority of responding countries (32 % for initial training and 27 % for continuing training). The same applies for training of trainers on e-learning methodology. In 2020, 32 % of the responding countries offered training on e-learning methodology for their trainers in initial training and 20 % for their trainers in continuing training.

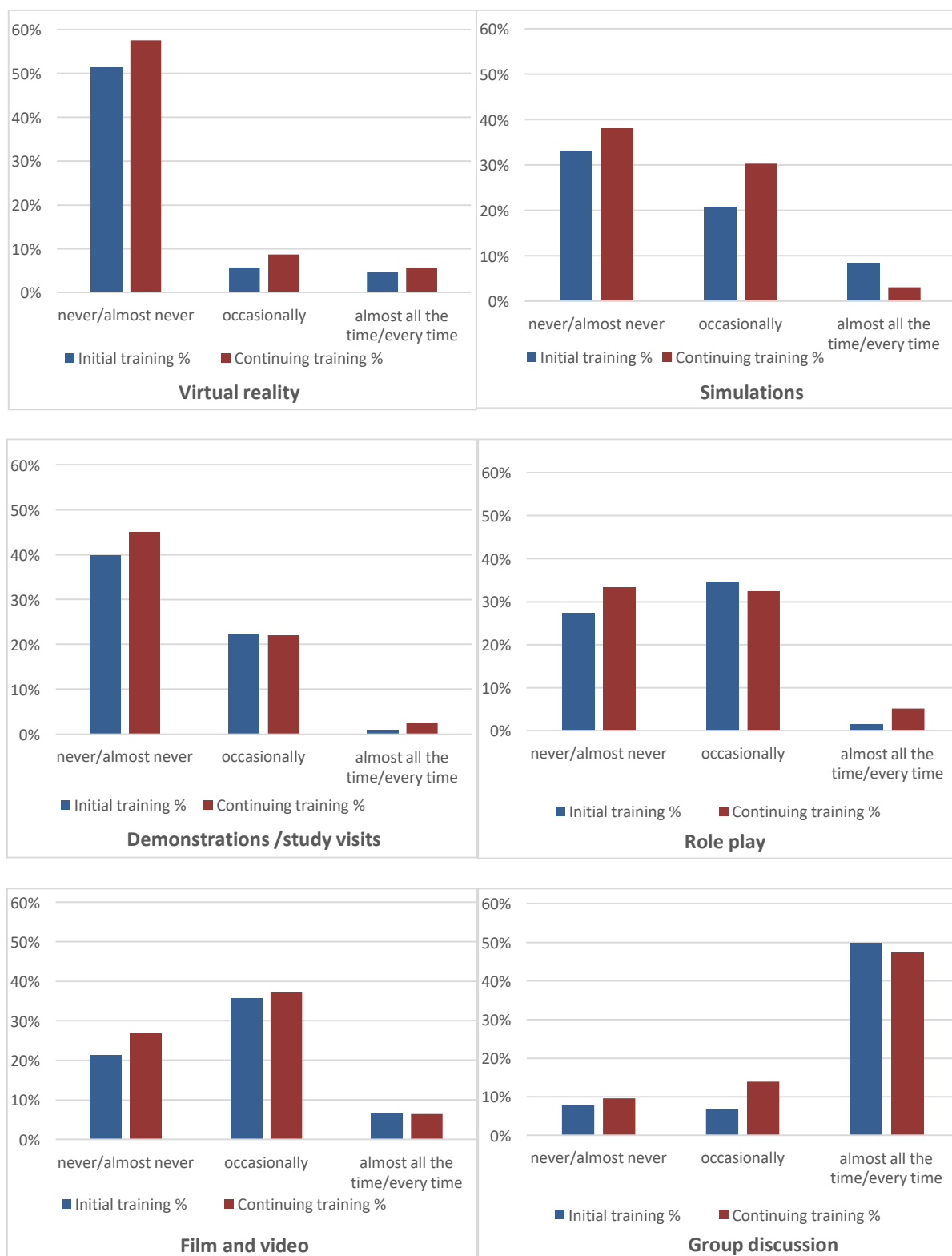


Methodologies of training activities

The methodology applied in training activities on EU law is as diverse as the topics of EU law training. All responding countries and all responding professions applied different methodologies in initial and continuing training.

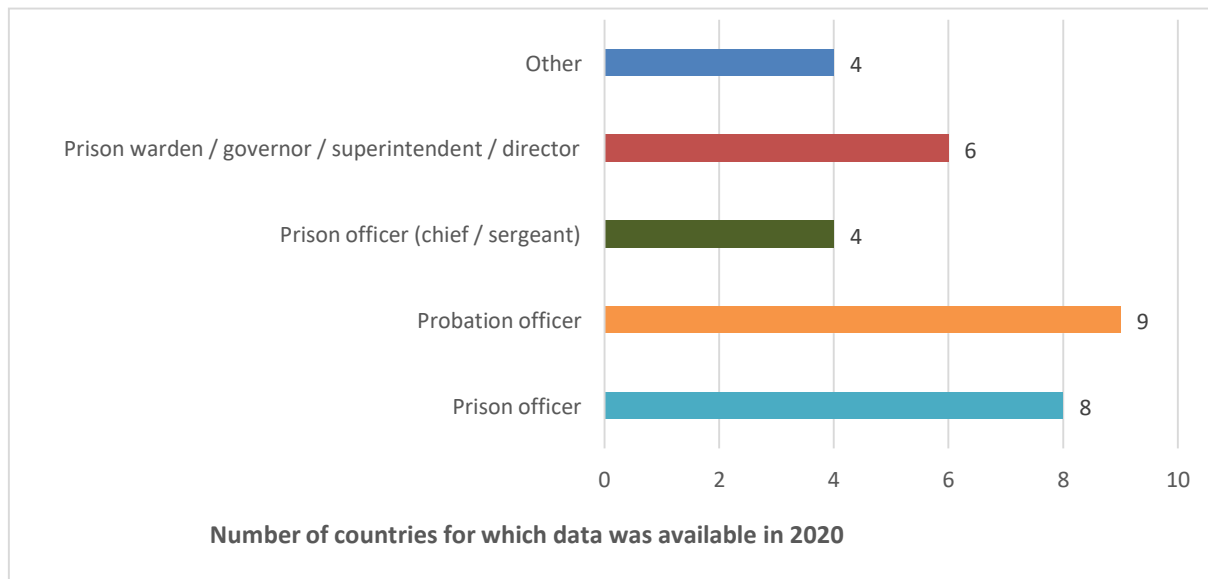


European judicial training 2021



Prison and probation officers

Although the European judicial training strategy for 2021-2024 does not set a numerical objective for prison and probation officers, it acknowledges that **prison and probation officers** are **concerned by EU law** in some of their daily tasks and are therefore also in **need of specialised training**. Therefore, for the first time, a dedicated questionnaire was sent to training institutions and Member States to monitor the EU law related training for prison and probation officers in 2020.



Initial training for prison and probation officers exists in 27 % of the countries for which we have received data. In 2020, 45 % of the responding countries in which initial training exists offered EU law related training. For **continuing training**, EU law training was only offered in 14 % of the countries for which we have received a reply.



Note: No data available for prison and probation officers in BE, BG, EL, HR, IT, CY, LT, LU, NL, AT, PL, SI, ME, MK, RS and BA.

European judicial training 2021

Training on **fundamental rights** was offered in 32 % of the responding countries. Training on professional ethics and professional skills in 44 % of the countries for which we have received data.



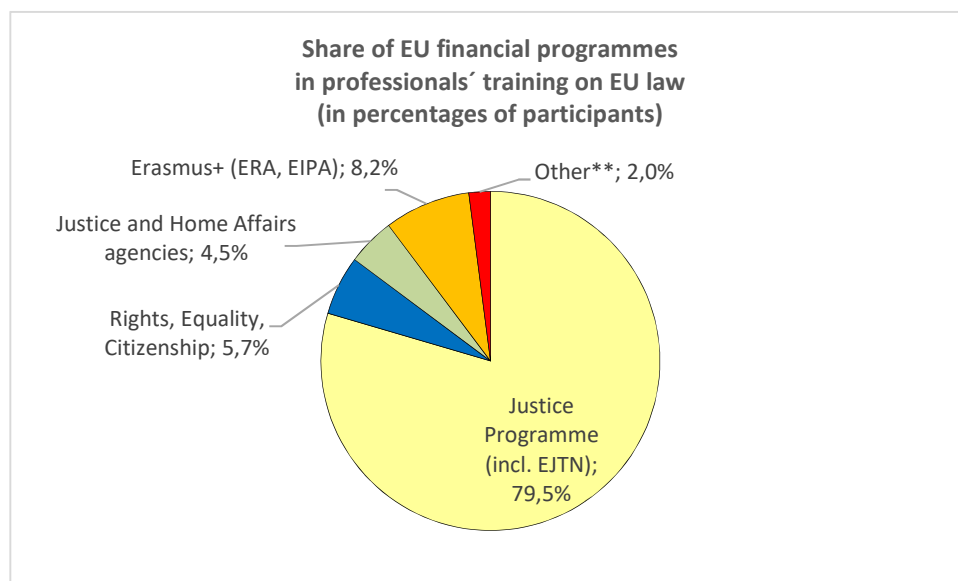
Note: No data available for prison and probation officers in BE, BG, EL, HR, IT, CY, LT, LU, NL, AT, PL, SI, ME, MK, RS and BA.

EU-funded training

In 2020, the EU (co-)funded European judicial training for around **28 000 justice professionals**, i.e. 8,8 % of all those who took part in it. In comparison to 2019, the report shows a significant decrease by 33 %. However, the actual number of justice professionals in the EU (co-)funded European judicial training activities is higher than the figures reported. For 2020, no data was available for the judicial training activities supported by the European Social Fund, while those usually account for over 40 % of all EU (co)funded training activities.

The provider of judicial training on EU law that received the biggest single financial support by the European Commission in 2020 was the European Judicial Training Network (EJTN). Operating grants to support their training activities were also awarded to the Academy of European Law (ERA) and the European Institute of Public Administration (EIPA). The European Union Intellectual Property Office (EUIPO), the European Patent Office (EPO), the European Asylum Support Office (EASO) and to a small extent the European Union Agency for Law Enforcement Training (CEPOL) also used EU funds to train justice practitioners.

In addition, the Commission awarded contracts and action grants under several of its financial programmes – the Justice programme in the areas of civil and criminal justice, fundamental rights, anti-money laundering and competition law; the Rights, equality and citizenship programme (REC) and Hercule II.



Note: No data available for the European Social Fund and EPO ** funding from DG CNECT, DG NEAR, OLAF - Hercule Training programme.

Next steps

2020 has been a difficult year also for training providers. The reported figures are significantly influenced by the COVID-19 pandemic. It is therefore difficult to draw general conclusions or trends. The report shows that the overall number of participants has reached a new record, but results strongly differ among professions and Member States. There are still challenges ahead, notably for judges, prosecutors, and bailiffs' training for which the reported figures have substantially decreased due to the COVID-19 pandemic.

Nevertheless, the tenth report confirms that the new operational objectives tailored for the needs of each different justice profession set by the European judicial training strategy 2021-2024 are feasible. The report further shows that modern training methods and training formats can be a successful tool to supplement traditional face-to-face training and to boost training for justice professionals on EU law. It also confirms that training should provide flexible responses to emerging and continuing training needs and help justice professionals face the challenges of the 21st century and the developments of EU law as referred to by the European judicial training strategy for 2021-2024.

Beyond numbers, the quality of training activities remains crucial. The training methodology should ensure high quality, effective training activities, using modern training methods and benefiting from digitalisation. The Commission will strive to work with all stakeholders involved to continue to improve the quality of the training offer.

For the next years, the successful implementation of the European judicial training strategy will remain a key priority. The strategy sets new ambitious operational objectives tailored for the needs of each different justice professions to be reached yearly by 2024. It focuses on a broader target audience and a new geographical scope to address the new challenges in accordance with the needs of justice professionals. Consolidating a common European judicial culture, based on the rule of law, fundamental rights and mutual trust is one of the flagship actions of the strategy. To upscale the digitalisation of justice and to go beyond legal education and support the development of professional skills are also among the new priorities. The implementation of this strategy is our responsibility towards the citizens of the European Union. For delivering this ambitious agenda, the Commission relies on all stakeholders involved and for that, the Commission on its end will continue supporting stakeholders to make the European judicial training strategy for 2021-2024 as successful as the European judicial training strategy for 2011-2020.

Abbreviations of Member States

AT	Austria	FR	France	PT	Portugal
BE	Belgium	HR	Croatia	RO	Romania
BG	Bulgaria	HU	Hungary	SE	Sweden
CY	Cyprus	IE	Ireland	SI	Slovenia
CZ	Czechia	IT	Italy	SK	Slovakia
DE	Germany	LT	Lithuania	ME	Montenegro
DK	Denmark	LU	Luxembourg	MK	North Macedonia
EE	Estonia	LV	Latvia	AL	Albania
EL	Greece	MT	Malta	RS	Serbia
ES	Spain	NL	Netherlands	BA	Bosnia and Herzegovina
FI	Finland	PL	Poland	XK	Kosovo ¹⁵

¹⁵ This designation is without prejudice to positions on status, and is in line with UNSCR 1244/1999 and the ICJ Opinion on the Kosovo declaration of independence.

Getting in touch with the EU

In person

All over the European Union there are hundreds of Europe Direct information centres. You can find the address of the centre nearest you at: https://europa.eu/european-union/contact_en

On the phone or by email

Europe Direct is a service that answers your questions about the European Union. You can contact this service:

- by freephone: 00 800 6 7 8 9 10 11 (certain operators may charge for these calls),
- at the following standard number: +32 22999696 or
- by email via: https://europa.eu/european-union/contact_en

Finding information about the EU

Online

Information about the European Union in all the official languages of the EU is available on the Europa website at: https://europa.eu/european-union/index_en

EU publications

You can download or order free and priced EU publications at: <https://publications.europa.eu/en/publications>. Multiple copies of free publications may be obtained by contacting Europe Direct or your local information centre (see https://europa.eu/european-union/contact_en).

EU law and related documents

For access to legal information from the EU, including all EU law since 1952 in all the official language versions, go to EUR-Lex at: <http://eur-lex.europa.eu>

Open data from the EU

The EU Open Data Portal (<http://data.europa.eu/euodp/en>) provides access to datasets from the EU. Data can be downloaded and reused for free, for both commercial and non-commercial purposes. Data can be downloaded and reused for free, both for commercial and non-commercial purposes.

