

Algeria

Main Indicators

Indicator	Source	IMF (World Economic Outlook)	unit	2019	2020	2021	2022	2023
Population			Millions of inhabitants	43	44	45	45	46
GDP			Billions of euros	173	144	157	214	226
GDP per capita			Euros	3,978	3,290	3,526	4,731	4,923
Real GDP growth			%	0.9	-5.0	3.8	3.6	4.2
Inflation rate			%	2.0	2.4	7.2	9.3	9.3
Current account balance			% of GDP	-8.7	-11.3	-2.4	8.4	2.2

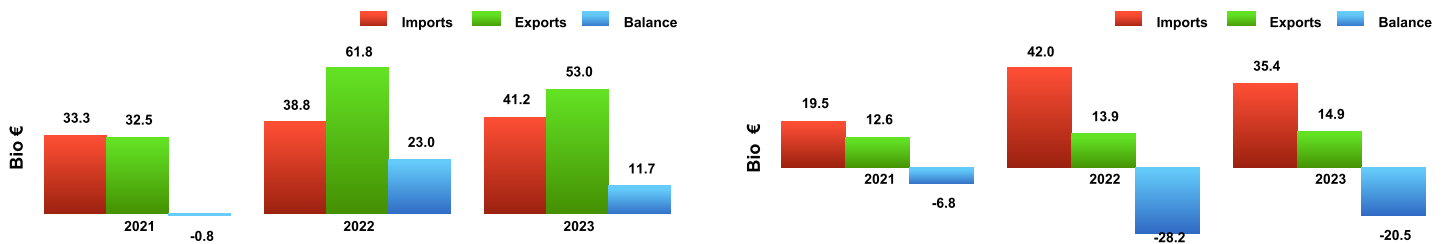
Trade in goods

Algeria with World

Source IMF

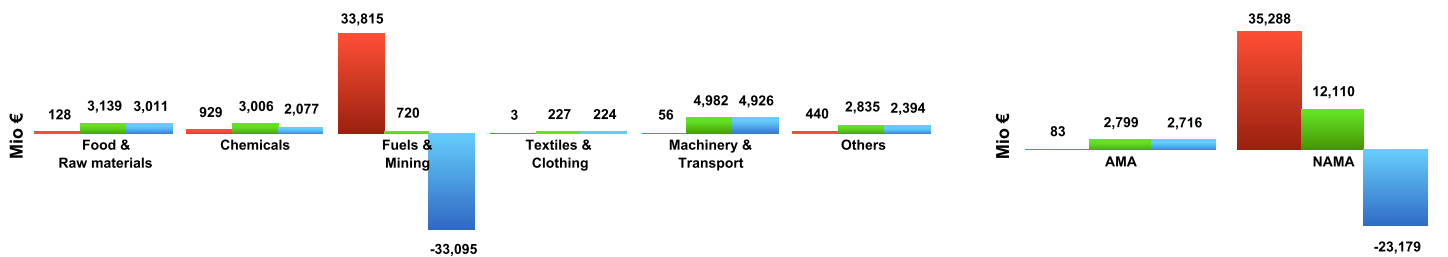
EU27 with Algeria

Source Eurostat



EU27 Merchandise trade with Algeria by product (2023) - SITC (UN) & AMA/NAMA (WTO)

Source Eurostat



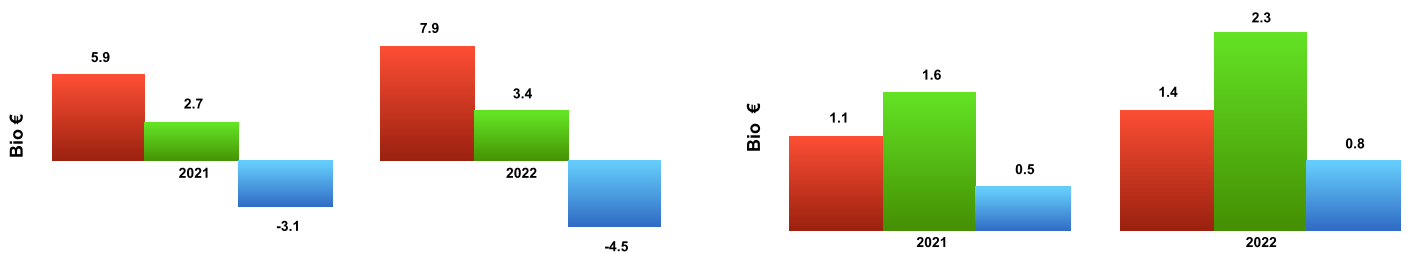
Trade in services

Algeria with World

Source World Trade Organization

EU27 with Algeria

Source Eurostat



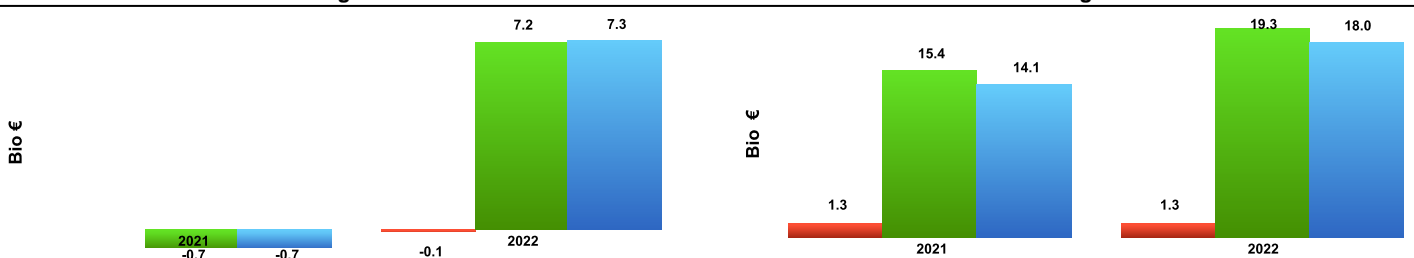
Foreign Direct Investment

EU27 FDI Flows with Algeria

Source Eurostat

EU27 FDI Stocks with Algeria

Source Eurostat



Algeria Merchandise trade with World

indicator	unit	2019	2020	2021	2022	2023	Annual average growth
imports	Billions of euros	42.0	32.8	33.3	38.8	41.2	-0.4
exports	Billions of euros	31.5	19.2	32.5	61.8	53.0	13.8
balance	Billions of euros	-10.4	-13.6	-0.8	23.0	11.7	

EU27 Merchandise trade with Algeria

indicator	unit	2019	2020	2021	2022	2023	Annual average growth
imports	Billions of euros	16.2	11.4	19.5	42.0	35.4	21.5
exports	Billions of euros	16.9	13.5	12.6	13.9	14.9	-3.1
balance	Billions of euros	0.7	2.1	-6.8	-28.2	-20.5	

EU27 Merchandise trade with Algeria by product - SITC (UN, WTO/ITS) & AMA/NAMA (WTO) breakdowns

indicator	unit	2019	2020	2021	2022	2023	Annual average growth
-----------	------	------	------	------	------	------	-----------------------

Agricultural Products (AMA/WTO)

imports	Millions of euros	86	93	134	122	83	-0.7
exports	Millions of euros	2,491	2,989	2,948	3,575	2,799	3.0
balance	Millions of euros	2,405	2,896	2,814	3,453	2,716	

Non-Agricultural Products (NAMA/WTO)

imports	Millions of euros	16,132	11,282	19,336	41,914	35,288	21.6
exports	Millions of euros	14,416	10,493	9,694	10,310	12,110	-4.3
balance	Millions of euros	-1,716	-789	-9,642	-31,604	-23,179	

Food and raw materials

imports	Millions of euros	111	114	193	197	128	3.5
exports	Millions of euros	2,824	3,247	3,225	3,854	3,139	2.7
balance	Millions of euros	2,713	3,133	3,032	3,657	3,011	

Fuels and mining

imports	Millions of euros	15,418	10,640	17,873	38,710	33,815	21.7
exports	Millions of euros	1,699	727	673	652	720	-19.3
balance	Millions of euros	-13,720	-9,913	-17,199	-38,058	-33,095	

Chemicals

imports	Millions of euros	518	380	1,022	2,243	929	15.7
exports	Millions of euros	2,878	2,742	2,632	2,775	3,006	1.1
balance	Millions of euros	2,359	2,362	1,610	532	2,077	

Machinery and transport equipment

imports	Millions of euros	74	64	78	50	56	-6.6
exports	Millions of euros	5,716	3,967	3,659	3,626	4,982	-3.4
balance	Millions of euros	5,642	3,903	3,581	3,577	4,926	

Textiles and clothing

imports	Millions of euros	6	7	7	2	3	-17.1
exports	Millions of euros	202	147	180	186	227	2.9
balance	Millions of euros	196	140	173	185	224	

Others

imports	Millions of euros	89	169	297	835	440	49.0
exports	Millions of euros	3,588	2,652	2,273	2,791	2,835	-5.7
balance	Millions of euros	3,498	2,483	1,976	1,957	2,394	

Algeria Trade in services with World

indicator	unit	2019	2020	2021	2022	2023	Annual average growth
imports	Billions of euros	8.9	6.5	5.9	7.9		-3.9
exports	Billions of euros	2.9	2.6	2.7	3.4		5.6
balance	Billions of euros	-6.0	-3.9	-3.1	-4.5		

EU27 Trade in services with Algeria

indicator	unit	2019	2020	2021	2022	2023	Annual average growth
imports	Billions of euros	1.5	0.9	1.1	1.4		
exports	Billions of euros	2.7	1.6	1.6	2.3		
balance	Billions of euros	1.3	0.7	0.5	0.8		

EU27 Foreign direct investment with Algeria

indicator	unit	2019	2020	2021	2022	2023	Annual average growth
stocks: inward	Billions of euros	1.3	1.3	1.3	1.3		1.2
stocks: outward	Billions of euros	14.9	15.6	15.4	19.3		9.0
stocks: balance	Billions of euros	13.7	14.3	14.1	18.0		
flows: in	Billions of euros	0.1	0.4	-0.0	-0.1		
flows: out	Billions of euros	0.2	-0.5	-0.7	7.2		222.6
flows: balance	Billions of euros	0.2	-0.9	-0.7	7.3		