

## Cambodia

### Main Indicators

Indicator	Source	unit	2019	2020	2021	2022	2023
Population	IMF (World Economic Outlook)	Millions of inhabitants	16	16	17	17	17
GDP	IMF (World Economic Outlook)	Billions of euros	33	30	31	37	39
GDP per capita	IMF (World Economic Outlook)	Euros	2,038	1,858	1,850	2,202	2,275
Real GDP growth	IMF (World Economic Outlook)	%	7.9	-3.6	3.1	5.1	5.0
Inflation rate	IMF (World Economic Outlook)	%	1.9	2.9	2.9	5.3	2.1
Current account balance	IMF (World Economic Outlook)	% of GDP	-8.0	-2.5	-31.0	-19.2	1.3

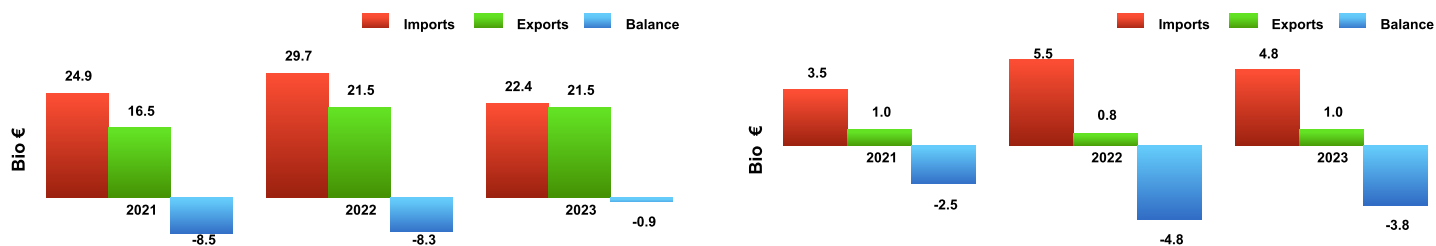
### Trade in goods

#### Cambodia with World

Source IMF

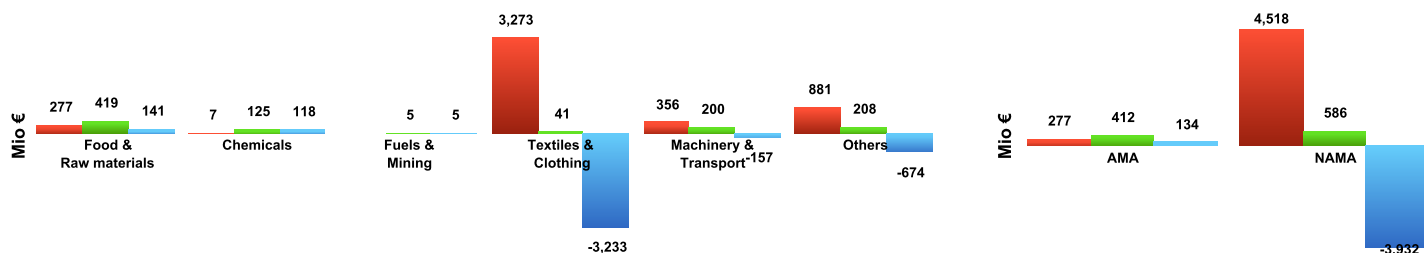
#### EU27 with Cambodia

Source Eurostat



### EU27 Merchandise trade with Cambodia by product (2023) - SITC (UN) & AMA/NAMA (WTO)

Source Eurostat



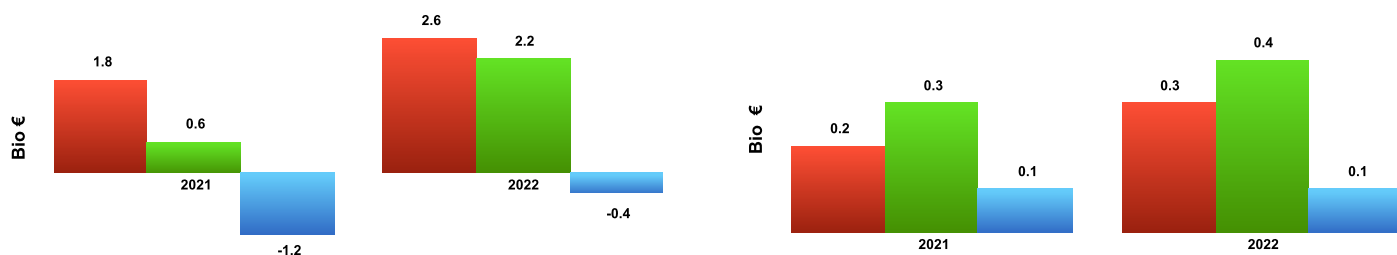
### Trade in services

#### Cambodia with World

Source World Trade Organization

#### EU27 with Cambodia

Source Eurostat



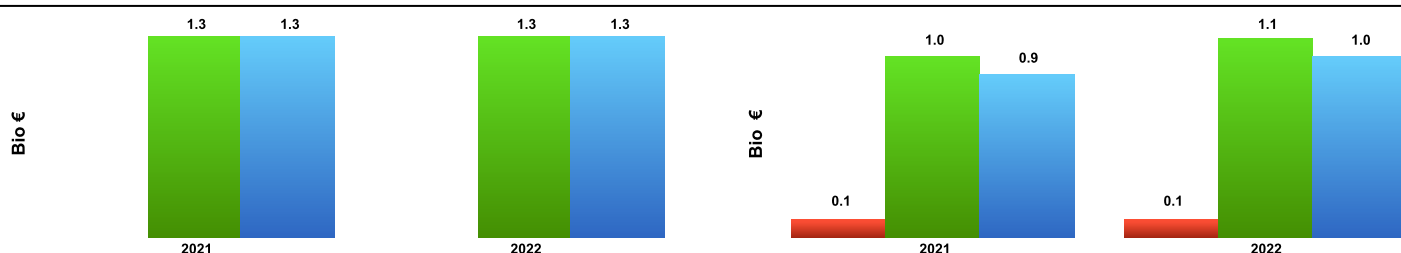
### Foreign Direct Investment

#### EU27 FDI Flows with Cambodia

Source Eurostat

#### EU27 FDI Stocks with Cambodia

Source Eurostat



### Cambodia Merchandise trade with World

indicator	unit	2019	2020	2021	2022	2023	Annual average growth
imports	Billions of euros	18.3	17.1	24.9	29.7	22.4	5.2
exports	Billions of euros	13.3	17.6	16.5	21.5	21.5	12.7
balance	Billions of euros	-5.0	0.5	-8.5	-8.3	-0.9	

### EU27 Merchandise trade with Cambodia

indicator	unit	2019	2020	2021	2022	2023	Annual average growth
imports	Billions of euros	4.6	3.6	3.5	5.5	4.8	0.8
exports	Billions of euros	0.9	0.7	1.0	0.8	1.0	1.7
balance	Billions of euros	-3.7	-3.0	-2.5	-4.8	-3.8	

### EU27 Merchandise trade with Cambodia by product - SITC (UN, WTO/ITS) & AMA/NAMA (WTO) breakdowns

indicator	unit	2019	2020	2021	2022	2023	Annual average growth
<b>Agricultural Products (AMA/WTO)</b>							
imports	Millions of euros	168	156	126	236	277	13.3
exports	Millions of euros	324	252	419	284	412	6.2
balance	Millions of euros	156	97	293	48	134	
<b>Non-Agricultural Products (NAMA/WTO)</b>							
imports	Millions of euros	4,470	3,492	3,366	5,313	4,518	0.3
exports	Millions of euros	608	401	551	503	586	-0.9
balance	Millions of euros	-3,862	-3,090	-2,816	-4,810	-3,932	
<b>Food and raw materials</b>							
imports	Millions of euros	169	156	127	237	277	13.2
exports	Millions of euros	328	258	426	289	419	6.3
balance	Millions of euros	159	103	299	52	141	
<b>Fuels and mining</b>							
imports	Millions of euros	0	1	1	0	0	-34.1
exports	Millions of euros	4	3	5	6	5	10.4
balance	Millions of euros	3	3	5	6	5	
<b>Chemicals</b>							
imports	Millions of euros	11	10	5	8	7	-12.5
exports	Millions of euros	84	82	103	109	125	10.5
balance	Millions of euros	73	72	99	101	118	
<b>Machinery and transport equipment</b>							
imports	Millions of euros	302	309	316	474	356	4.2
exports	Millions of euros	338	158	260	156	200	-12.3
balance	Millions of euros	35	-150	-66	-318	-157	
<b>Textiles and clothing</b>							
imports	Millions of euros	3,329	2,477	2,437	3,756	3,273	-0.4
exports	Millions of euros	35	32	35	46	41	3.7
balance	Millions of euros	-3,293	-2,445	-2,403	-3,710	-3,233	
<b>Others</b>							
imports	Millions of euros	826	696	607	1,074	881	1.6
exports	Millions of euros	143	120	141	181	208	9.7
balance	Millions of euros	-683	-576	-467	-893	-674	

### Cambodia Trade in services with World

indicator	unit	2019	2020	2021	2022	2023	Annual average growth
imports	Billions of euros	2.9	1.8	1.8	2.6		-3.7
exports	Billions of euros	5.4	1.5	0.6	2.2		-26.0
balance	Billions of euros	2.5	-0.2	-1.2	-0.4		

### EU27 Trade in services with Cambodia

indicator	unit	2019	2020	2021	2022	2023	Annual average growth
imports	Billions of euros	0.4	0.2	0.2	0.3		
exports	Billions of euros	0.2	0.2	0.3	0.4		
balance	Billions of euros	-0.2	0.0	0.1	0.1		

### EU27 Foreign direct investment with Cambodia

indicator	unit	2019	2020	2021	2022	2023	Annual average growth
stocks: inward	Billions of euros	0.1	0.1	0.1	0.1		-0.5
stocks: outward	Billions of euros	0.7	0.8	1.0	1.1		16.1
stocks: balance	Billions of euros	0.6	0.7	0.9	1.0		
flows: in	Billions of euros	0.0	-0.0	0.0	0.0		-50.3
flows: out	Billions of euros	0.3	0.2	1.3	1.3		57.1
flows: balance	Billions of euros	0.3	0.2	1.3	1.3		