

## Costa Rica

### Main Indicators

Indicator	Source	IMF (World Economic Outlook)	unit	2019	2020	2021	2022	2023
Population			Millions of inhabitants	5	5	5	5	5
GDP			Billions of euros	58	55	55	66	80
GDP per capita			Euros	11,336	10,650	10,602	12,573	15,158
Real GDP growth			%	2.4	-4.3	7.9	4.6	5.1
Inflation rate			%	2.1	0.7	1.7	8.3	0.5
Current account balance			% of GDP	-1.3	-1.0	-3.2	-3.7	-1.4

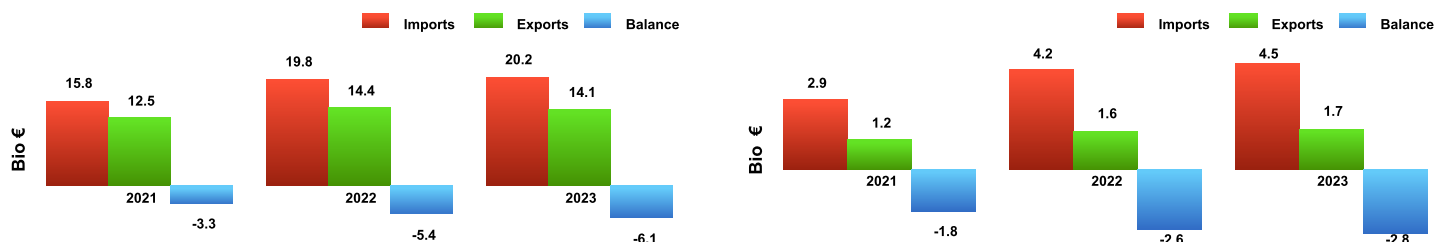
### Trade in goods

Costa Rica with World

Source IMF

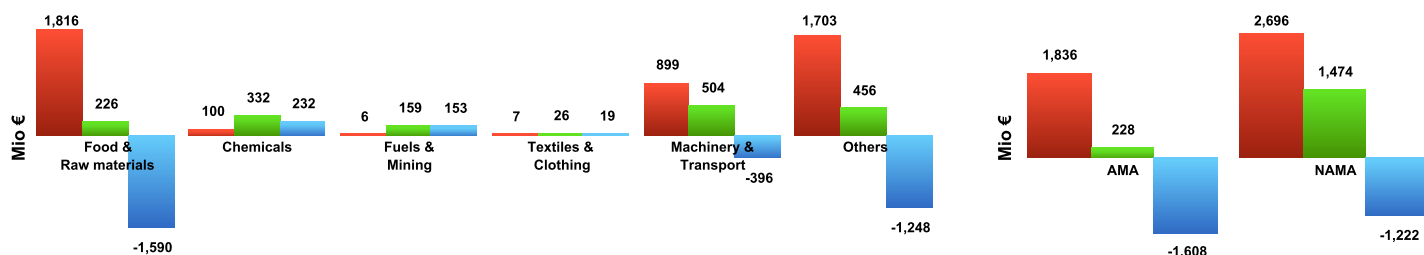
EU27 with Costa Rica

Source Eurostat



EU27 Merchandise trade with Costa Rica by product (2023) - SITC (UN) & AMA/NAMA (WTO)

Source Eurostat



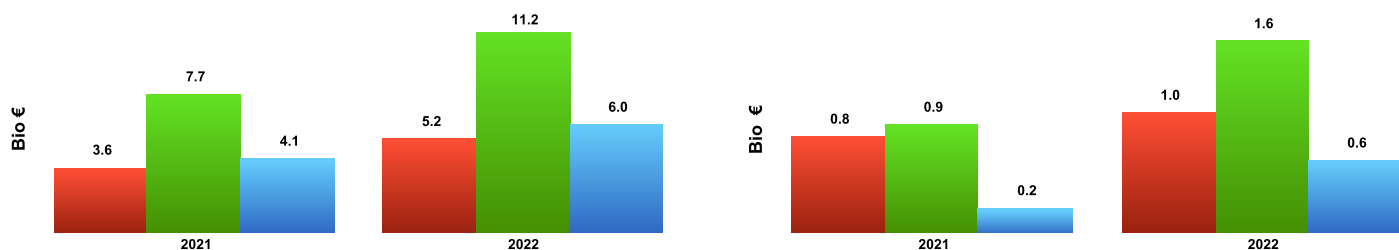
### Trade in services

Costa Rica with World

Source World Trade Organization

EU27 with Costa Rica

Source Eurostat



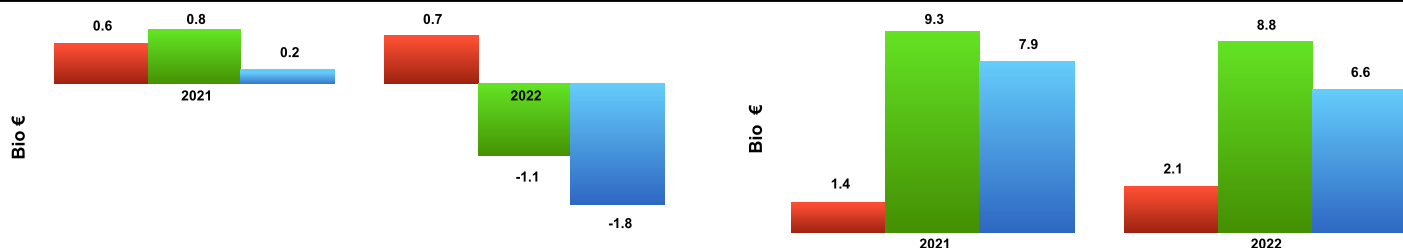
### Foreign Direct Investment

EU27 FDI Flows with Costa Rica

Source Eurostat

EU27 FDI Stocks with Costa Rica

Source Eurostat



### Costa Rica Merchandise trade with World

indicator	unit	2019	2020	2021	2022	2023	Annual average growth
imports	Billions of euros	14.4	12.6	15.8	19.8	20.2	8.8
exports	Billions of euros	10.2	10.2	12.5	14.4	14.1	8.4
balance	Billions of euros	-4.2	-2.5	-3.3	-5.4	-6.1	

### EU27 Merchandise trade with Costa Rica

indicator	unit	2019	2020	2021	2022	2023	Annual average growth
imports	Billions of euros	2.6	2.6	2.9	4.2	4.5	15.1
exports	Billions of euros	1.1	1.0	1.2	1.6	1.7	11.7
balance	Billions of euros	-1.5	-1.6	-1.8	-2.6	-2.8	

### EU27 Merchandise trade with Costa Rica by product - SITC (UN, WTO/ITS) & AMA/NAMA (WTO) breakdowns

indicator	unit	2019	2020	2021	2022	2023	Annual average growth
-----------	------	------	------	------	------	------	-----------------------

#### Agricultural Products (AMA/WTO)

imports	Millions of euros	1,560	1,504	1,522	1,859	1,836	4.2
exports	Millions of euros	120	125	162	206	228	17.3
balance	Millions of euros	-1,439	-1,379	-1,360	-1,653	-1,608	

#### Non-Agricultural Products (NAMA/WTO)

imports	Millions of euros	1,018	1,059	1,409	2,323	2,696	27.6
exports	Millions of euros	975	865	1,011	1,357	1,474	10.9
balance	Millions of euros	-44	-194	-398	-966	-1,222	

#### Food and raw materials

imports	Millions of euros	1,552	1,512	1,528	1,836	1,816	4.0
exports	Millions of euros	118	122	161	204	226	17.5
balance	Millions of euros	-1,434	-1,390	-1,366	-1,632	-1,590	

#### Fuels and mining

imports	Millions of euros	4	7	7	8	6	7.1
exports	Millions of euros	139	50	72	70	159	3.5
balance	Millions of euros	134	43	65	62	153	

#### Chemicals

imports	Millions of euros	49	33	43	96	100	19.6
exports	Millions of euros	203	214	256	410	332	13.1
balance	Millions of euros	154	180	213	315	232	

#### Machinery and transport equipment

imports	Millions of euros	63	69	186	742	899	94.6
exports	Millions of euros	306	297	312	402	504	13.2
balance	Millions of euros	244	228	126	-340	-396	

#### Textiles and clothing

imports	Millions of euros	10	7	5	6	7	-7.4
exports	Millions of euros	29	22	34	45	26	-2.5
balance	Millions of euros	19	15	29	39	19	

#### Others

imports	Millions of euros	900	935	1,163	1,494	1,703	17.3
exports	Millions of euros	300	285	339	431	456	11.0
balance	Millions of euros	-600	-650	-824	-1,063	-1,248	

### Costa Rica Trade in services with World

indicator	unit	2019	2020	2021	2022	2023	Annual average growth
imports	Billions of euros	4.1	3.0	3.6	5.2		8.2
exports	Billions of euros	9.7	6.9	7.7	11.2		4.7
balance	Billions of euros	5.6	3.9	4.1	6.0		

### EU27 Trade in services with Costa Rica

indicator	unit	2019	2020	2021	2022	2023	Annual average growth
imports	Billions of euros	0.8	0.7	0.8	1.0		
exports	Billions of euros	1.0	0.9	0.9	1.6		
balance	Billions of euros	0.1	0.2	0.2	0.6		

### EU27 Foreign direct investment with Costa Rica

indicator	unit	2019	2020	2021	2022	2023	Annual average growth
stocks: inward	Billions of euros	3.2	3.0	1.4	2.1		-13.0
stocks: outward	Billions of euros	5.0	3.5	9.3	8.8		20.4
stocks: balance	Billions of euros	1.8	0.5	7.9	6.6		
flows: in	Billions of euros	1.6	1.2	0.6	0.7		-24.7
flows: out	Billions of euros	0.0	-1.2	0.8	-1.1		
flows: balance	Billions of euros	-1.6	-2.4	0.2	-1.8		