

Jamaica

Main Indicators

| Indicator | Source | unit | 2019 | 2020 | 2021 | 2022 | 2023 |
|-------------------------|------------------------------|-------------------------|-------|-------|-------|-------|-------|
| Population | IMF (World Economic Outlook) | Millions of inhabitants | 3 | 3 | 3 | 3 | 3 |
| GDP | IMF (World Economic Outlook) | Billions of euros | 14 | 12 | 12 | 16 | 17 |
| GDP per capita | IMF (World Economic Outlook) | Euros | 5,165 | 4,441 | 4,528 | 5,886 | 6,359 |
| Real GDP growth | IMF (World Economic Outlook) | % | 1.0 | -9.9 | 4.6 | 5.2 | 2.2 |
| Inflation rate | IMF (World Economic Outlook) | % | 3.9 | 5.2 | 5.9 | 10.3 | 6.5 |
| Current account balance | IMF (World Economic Outlook) | % of GDP | -1.9 | -1.1 | 1.0 | -0.8 | 1.5 |

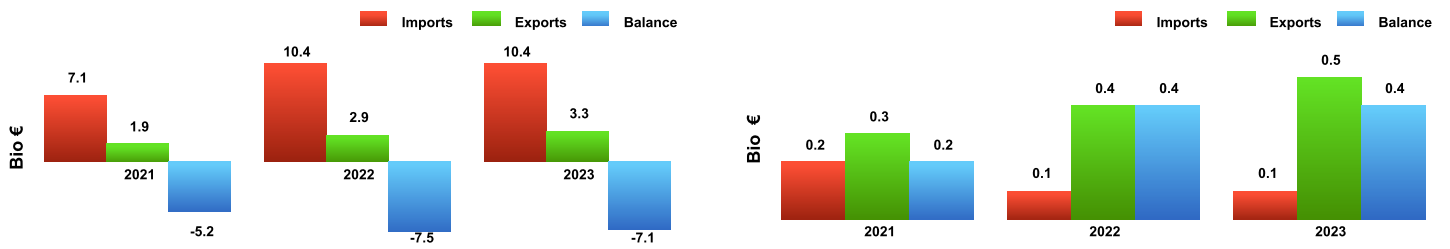
Trade in goods

Jamaica with World

Source IMF

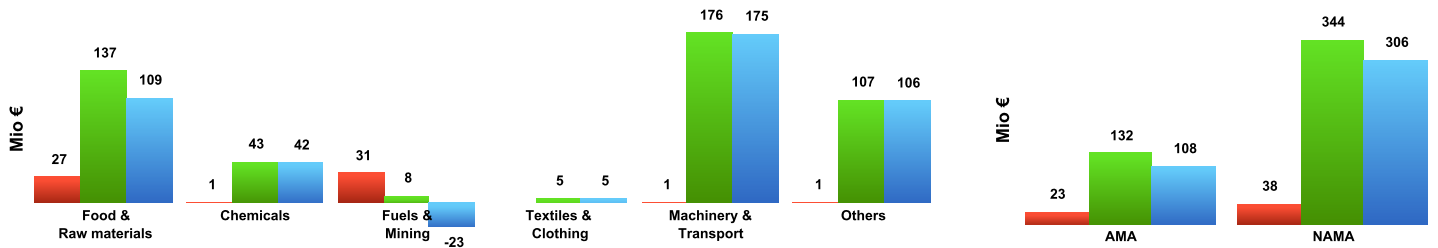
EU27 with Jamaica

Source Eurostat



EU27 Merchandise trade with Jamaica by product (2023) - SITC (UN) & AMA/NAMA (WTO)

Source Eurostat



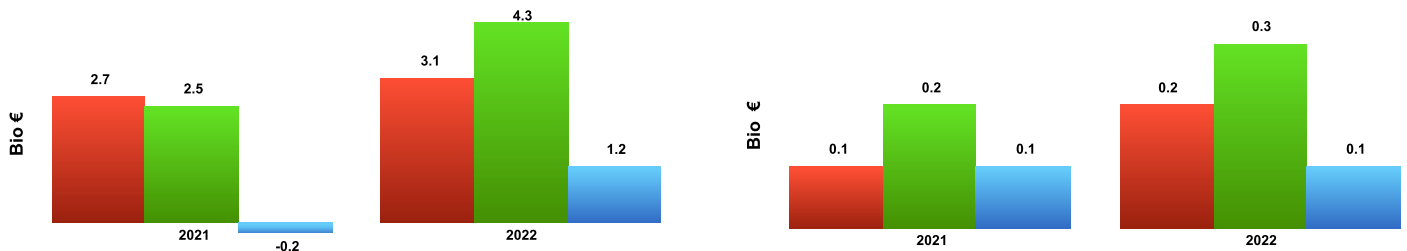
Trade in services

Jamaica with World

Source World Trade Organization

EU27 with Jamaica

Source Eurostat



Foreign Direct Investment

EU27 FDI Flows with Jamaica

Source Eurostat

EU27 FDI Stocks with Jamaica

Source Eurostat



Jamaica Merchandise trade with World

| indicator | unit | 2019 | 2020 | 2021 | 2022 | 2023 | Annual average growth |
|-----------|-------------------|------|------|------|------|------|-----------------------|
| imports | Billions of euros | 8.3 | 5.9 | 7.1 | 10.4 | 10.4 | 5.8 |
| exports | Billions of euros | 1.4 | 1.6 | 1.9 | 2.9 | 3.3 | 25.0 |
| balance | Billions of euros | -7.0 | -4.3 | -5.2 | -7.5 | -7.1 | |

EU27 Merchandise trade with Jamaica

| indicator | unit | 2019 | 2020 | 2021 | 2022 | 2023 | Annual average growth |
|-----------|-------------------|------|------|------|------|------|-----------------------|
| imports | Billions of euros | 0.3 | 0.1 | 0.2 | 0.1 | 0.1 | -30.5 |
| exports | Billions of euros | 0.3 | 0.3 | 0.3 | 0.4 | 0.5 | 8.9 |
| balance | Billions of euros | 0.1 | 0.2 | 0.2 | 0.4 | 0.4 | |

EU27 Merchandise trade with Jamaica by product - SITC (UN, WTO/ITS) & AMA/NAMA (WTO) breakdowns

| indicator | unit | 2019 | 2020 | 2021 | 2022 | 2023 | Annual average growth |
|---|-------------------|------|------|------|------|------|-----------------------|
| Agricultural Products (AMA/WTO) | | | | | | | |
| imports | Millions of euros | 14 | 15 | 17 | 24 | 23 | 14.5 |
| exports | Millions of euros | 76 | 66 | 81 | 120 | 132 | 14.7 |
| balance | Millions of euros | 62 | 51 | 65 | 96 | 108 | |
| Non-Agricultural Products (NAMA/WTO) | | | | | | | |
| imports | Millions of euros | 249 | 108 | 136 | 49 | 38 | -37.5 |
| exports | Millions of euros | 262 | 249 | 245 | 321 | 344 | 7.0 |
| balance | Millions of euros | 14 | 141 | 109 | 271 | 306 | |
| Food and raw materials | | | | | | | |
| imports | Millions of euros | 17 | 20 | 24 | 34 | 27 | 12.0 |
| exports | Millions of euros | 79 | 70 | 89 | 127 | 137 | 14.7 |
| balance | Millions of euros | 62 | 51 | 65 | 93 | 109 | |
| Fuels and mining | | | | | | | |
| imports | Millions of euros | 242 | 98 | 127 | 36 | 31 | -40.0 |
| exports | Millions of euros | 3 | 17 | 65 | 5 | 8 | 26.5 |
| balance | Millions of euros | -238 | -81 | -61 | -30 | -23 | |
| Chemicals | | | | | | | |
| imports | Millions of euros | 0 | 0 | 1 | 1 | 1 | 19.2 |
| exports | Millions of euros | 29 | 32 | 36 | 42 | 43 | 10.5 |
| balance | Millions of euros | 28 | 31 | 35 | 41 | 42 | |
| Machinery and transport equipment | | | | | | | |
| imports | Millions of euros | 2 | 4 | 1 | 1 | 1 | -14.0 |
| exports | Millions of euros | 134 | 132 | 77 | 178 | 176 | 7.1 |
| balance | Millions of euros | 132 | 128 | 76 | 177 | 175 | |
| Textiles and clothing | | | | | | | |
| imports | Millions of euros | 0 | 0 | 0 | 0 | 0 | 10.8 |
| exports | Millions of euros | 4 | 3 | 3 | 4 | 5 | 6.2 |
| balance | Millions of euros | 4 | 3 | 3 | 4 | 5 | |
| Others | | | | | | | |
| imports | Millions of euros | 1 | 0 | 1 | 2 | 1 | -1.4 |
| exports | Millions of euros | 90 | 61 | 57 | 84 | 107 | 4.4 |
| balance | Millions of euros | 89 | 60 | 56 | 83 | 106 | |

Jamaica Trade in services with World

| indicator | unit | 2019 | 2020 | 2021 | 2022 | 2023 | Annual average growth |
|-----------|-------------------|------|------|------|------|------|-----------------------|
| imports | Billions of euros | 2.3 | 1.5 | 2.7 | 3.1 | | 9.2 |
| exports | Billions of euros | 3.9 | 1.8 | 2.5 | 4.3 | | 3.2 |
| balance | Billions of euros | 1.6 | 0.2 | -0.2 | 1.2 | | |

EU27 Trade in services with Jamaica

| indicator | unit | 2019 | 2020 | 2021 | 2022 | 2023 | Annual average growth |
|-----------|-------------------|------|------|------|------|------|-----------------------|
| imports | Billions of euros | 0.5 | 0.2 | 0.1 | 0.2 | | |
| exports | Billions of euros | 0.4 | 0.3 | 0.2 | 0.3 | | |
| balance | Billions of euros | -0.1 | 0.1 | 0.1 | 0.1 | | |

EU27 Foreign direct investment with Jamaica

| indicator | unit | 2019 | 2020 | 2021 | 2022 | 2023 | Annual average growth |
|-----------------|-------------------|------|------|------|------|------|-----------------------|
| stocks: inward | Billions of euros | -0.1 | -0.1 | -0.1 | -0.1 | | |
| stocks: outward | Billions of euros | 0.9 | 1.0 | 1.1 | 1.1 | | 5.9 |
| stocks: balance | Billions of euros | 1.0 | 1.0 | 1.1 | 1.2 | | |
| flows: in | Billions of euros | -0.1 | 0.0 | -0.0 | -0.0 | | |
| flows: out | Billions of euros | 0.2 | 0.1 | 0.1 | 0.0 | | -62.0 |
| flows: balance | Billions of euros | 0.2 | 0.0 | 0.1 | 0.0 | | |