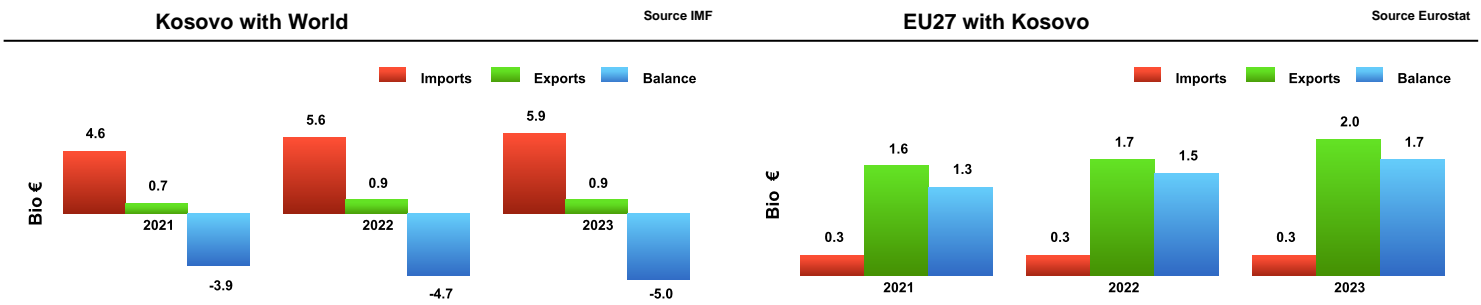


# Kosovo

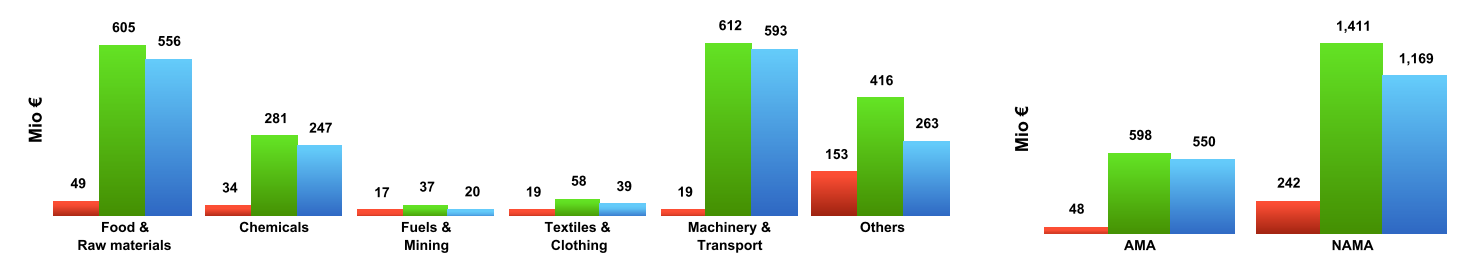
## Main Indicators

Indicator	Source	IMF (World Economic Outlook)	unit	2019	2020	2021	2022	2023
Population			Millions of inhabitants					
GDP			Billions of euros					
GDP per capita			Euros					
Real GDP growth			%					
Inflation rate			%					
Current account balance			% of GDP					


## Trade in goods




## EU27 Merchandise trade with Kosovo by product (2023) - SITC (UN) & AMA/NAMA (WTO)



## Trade in services



## Foreign Direct Investment



### Kosovo Merchandise trade with World

indicator	unit	2019	2020	2021	2022	2023	Annual average growth
imports	Billions of euros	3.5	3.3	4.6	5.6	5.9	14.1
exports	Billions of euros	0.4	0.5	0.7	0.9	0.9	22.7
balance	Billions of euros	-3.1	-2.8	-3.9	-4.7	-5.0	

### EU27 Merchandise trade with Kosovo

indicator	unit	2019	2020	2021	2022	2023	Annual average growth
imports	Billions of euros	0.1	0.2	0.3	0.3	0.3	22.2
exports	Billions of euros	1.3	1.2	1.6	1.7	2.0	11.8
balance	Billions of euros	1.2	1.0	1.3	1.5	1.7	

### EU27 Merchandise trade with Kosovo by product - SITC (UN, WTO/ITS) & AMA/NAMA (WTO) breakdowns

indicator	unit	2019	2020	2021	2022	2023	Annual average growth
<b>Agricultural Products (AMA/WTO)</b>							
imports	Millions of euros	24	30	36	46	48	18.5
exports	Millions of euros	381	344	408	484	598	11.9
balance	Millions of euros	356	314	373	437	550	
<b>Non-Agricultural Products (NAMA/WTO)</b>							
imports	Millions of euros	106	134	216	234	242	23.0
exports	Millions of euros	904	819	1,175	1,248	1,411	11.8
balance	Millions of euros	798	684	959	1,013	1,169	
<b>Food and raw materials</b>							
imports	Millions of euros	25	31	36	47	49	18.6
exports	Millions of euros	388	350	414	492	605	11.7
balance	Millions of euros	363	319	378	444	556	
<b>Fuels and mining</b>							
imports	Millions of euros	11	19	25	20	17	10.5
exports	Millions of euros	45	35	38	37	37	-4.8
balance	Millions of euros	33	16	12	17	20	
<b>Chemicals</b>							
imports	Millions of euros	7	13	21	41	34	50.4
exports	Millions of euros	179	194	274	295	281	12.0
balance	Millions of euros	172	182	254	254	247	
<b>Machinery and transport equipment</b>							
imports	Millions of euros	12	7	14	13	19	11.8
exports	Millions of euros	352	319	484	473	612	14.8
balance	Millions of euros	341	311	471	460	593	
<b>Textiles and clothing</b>							
imports	Millions of euros	6	6	7	12	19	30.5
exports	Millions of euros	35	28	41	52	58	13.9
balance	Millions of euros	28	22	33	40	39	
<b>Others</b>							
imports	Millions of euros	69	89	149	147	153	22.0
exports	Millions of euros	286	237	333	383	416	9.8
balance	Millions of euros	217	148	184	236	263	

### Kosovo Trade in services with World

indicator	unit	2019	2020	2021	2022	2023	Annual average growth
-----------	------	------	------	------	------	------	-----------------------

### EU27 Trade in services with Kosovo

indicator	unit	2019	2020	2021	2022	2023	Annual average growth
-----------	------	------	------	------	------	------	-----------------------

### EU27 Foreign direct investment with Kosovo

indicator	unit	2019	2020	2021	2022	2023	Annual average growth
-----------	------	------	------	------	------	------	-----------------------