



## Mexico

### Main Indicators

Indicator	Source	IMF (World Economic Outlook)	unit	2019	2020	2021	2022	2023
Population			Millions of inhabitants	127	128	129	130	131
GDP			Billions of euros	1,166	981	1,110	1,390	1,654
GDP per capita			Euros	9,165	7,654	8,608	10,693	12,616
Real GDP growth			%	-0.3	-8.6	5.7	3.9	3.2
Inflation rate			%	3.6	3.4	5.7	7.9	5.5
Current account balance			% of GDP	-0.3	2.4	-0.3	-1.2	-0.3

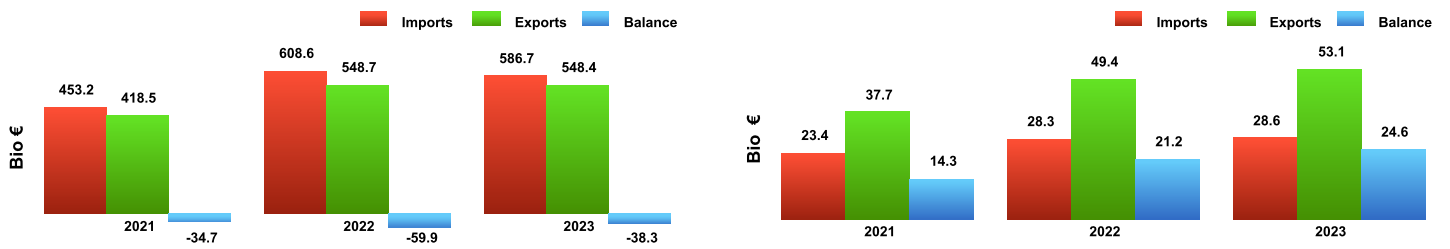
### Trade in goods

Mexico with World

Source IMF

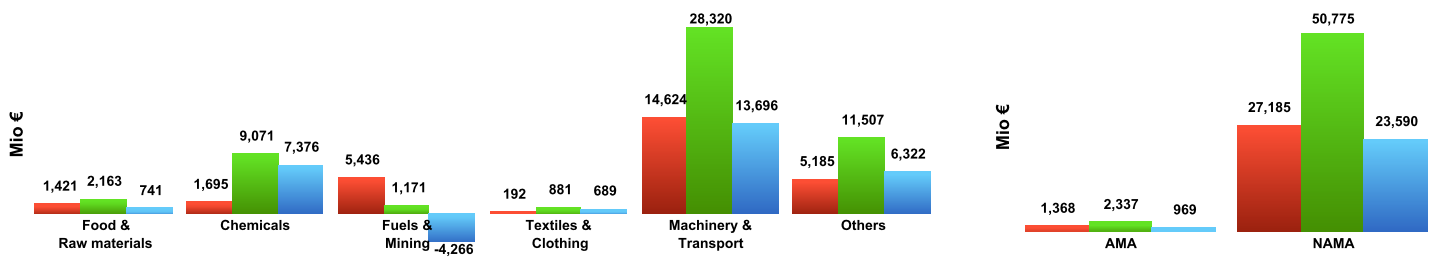
EU27 with Mexico

Source Eurostat



EU27 Merchandise trade with Mexico by product (2023) - SITC (UN) & AMA/NAMA (WTO)

Source Eurostat



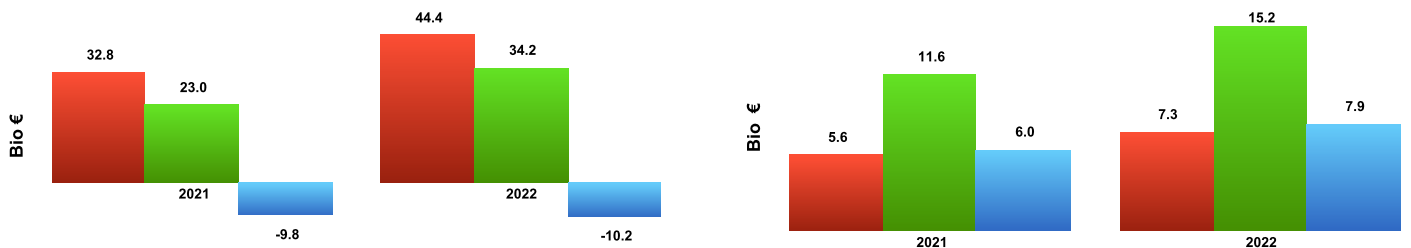
### Trade in services

Mexico with World

Source World Trade Organization

EU27 with Mexico

Source Eurostat



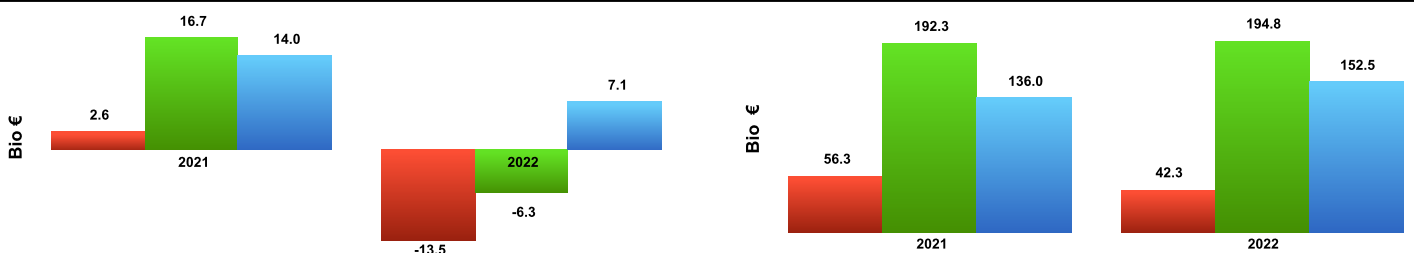
### Foreign Direct Investment

EU27 FDI Flows with Mexico

Source Eurostat

EU27 FDI Stocks with Mexico

Source Eurostat



### Mexico Merchandise trade with World

indicator	unit	2019	2020	2021	2022	2023	Annual average growth
imports	Billions of euros	431.0	355.4	453.2	608.6	586.7	8.0
exports	Billions of euros	411.4	365.2	418.5	548.7	548.4	7.4
balance	Billions of euros	-19.6	9.8	-34.7	-59.9	-38.3	

### EU27 Merchandise trade with Mexico

indicator	unit	2019	2020	2021	2022	2023	Annual average growth
imports	Billions of euros	24.4	20.4	23.4	28.3	28.6	4.1
exports	Billions of euros	37.4	30.5	37.7	49.4	53.1	9.1
balance	Billions of euros	13.1	10.2	14.3	21.2	24.6	

### EU27 Merchandise trade with Mexico by product - SITC (UN, WTO/ITS) & AMA/NAMA (WTO) breakdowns

indicator	unit	2019	2020	2021	2022	2023	Annual average growth
<b>Agricultural Products (AMA/WTO)</b>							
imports	Millions of euros	1,187	1,047	1,191	1,280	1,368	3.6
exports	Millions of euros	1,482	1,369	1,736	2,311	2,337	12.1
balance	Millions of euros	295	322	545	1,030	969	
<b>Non-Agricultural Products (NAMA/WTO)</b>							
imports	Millions of euros	23,171	19,339	22,232	26,992	27,185	4.1
exports	Millions of euros	35,966	29,174	35,982	47,127	50,775	9.0
balance	Millions of euros	12,795	9,835	13,750	20,135	23,590	
<b>Food and raw materials</b>							
imports	Millions of euros	1,316	1,175	1,325	1,430	1,421	2.0
exports	Millions of euros	1,418	1,274	1,632	2,114	2,163	11.1
balance	Millions of euros	102	99	307	684	741	
<b>Fuels and mining</b>							
imports	Millions of euros	4,293	2,991	4,282	5,047	5,436	6.1
exports	Millions of euros	1,385	1,062	1,384	2,685	1,171	-4.1
balance	Millions of euros	-2,908	-1,929	-2,897	-2,362	-4,266	
<b>Chemicals</b>							
imports	Millions of euros	1,355	1,217	1,414	1,996	1,695	5.8
exports	Millions of euros	6,104	5,773	7,427	9,123	9,071	10.4
balance	Millions of euros	4,749	4,557	6,013	7,126	7,376	
<b>Machinery and transport equipment</b>							
imports	Millions of euros	12,425	11,046	11,619	13,974	14,624	4.2
exports	Millions of euros	19,274	15,085	18,152	24,016	28,320	10.1
balance	Millions of euros	6,849	4,039	6,533	10,042	13,696	
<b>Textiles and clothing</b>							
imports	Millions of euros	193	153	177	197	192	-0.1
exports	Millions of euros	973	671	848	1,149	881	-2.5
balance	Millions of euros	780	517	671	952	689	
<b>Others</b>							
imports	Millions of euros	4,776	3,805	4,606	5,628	5,185	2.1
exports	Millions of euros	8,294	6,678	8,275	10,351	11,507	8.5
balance	Millions of euros	3,518	2,874	3,668	4,724	6,322	

### Mexico Trade in services with World

indicator	unit	2019	2020	2021	2022	2023	Annual average growth
imports	Billions of euros	35.4	24.8	32.8	44.4		7.9
exports	Billions of euros	28.3	14.9	23.0	34.2		6.5
balance	Billions of euros	-7.1	-9.8	-9.8	-10.2		

### EU27 Trade in services with Mexico

indicator	unit	2019	2020	2021	2022	2023	Annual average growth
imports	Billions of euros	6.1	4.3	5.6	7.3		
exports	Billions of euros	13.9	10.7	11.6	15.2		
balance	Billions of euros	7.9	6.3	6.0	7.9		

### EU27 Foreign direct investment with Mexico

indicator	unit	2019	2020	2021	2022	2023	Annual average growth
stocks: inward	Billions of euros	74.6	45.4	56.3	42.3		-17.2
stocks: outward	Billions of euros	193.8	176.0	192.3	194.8		0.2
stocks: balance	Billions of euros	119.2	130.6	136.0	152.5		
flows: in	Billions of euros	0.7	-0.7	2.6	-13.5		
flows: out	Billions of euros	6.7	-3.0	16.7	-6.3		
flows: balance	Billions of euros	5.9	-2.3	14.0	7.1		