

Serbia

Main Indicators

Indicator	Source	IMF (World Economic Outlook)	unit	2019	2020	2021	2022	2023
Population			Millions of inhabitants	7	7	7	7	7
GDP			Billions of euros	46	47	53	60	70
GDP per capita			Euros	6,625	6,771	7,768	9,058	10,475
Real GDP growth			%	4.3	-0.9	7.7	2.6	2.5
Inflation rate			%	1.8	1.6	4.1	12.0	12.4
Current account balance			% of GDP	-6.9	-4.1	-4.3	-6.9	-2.6

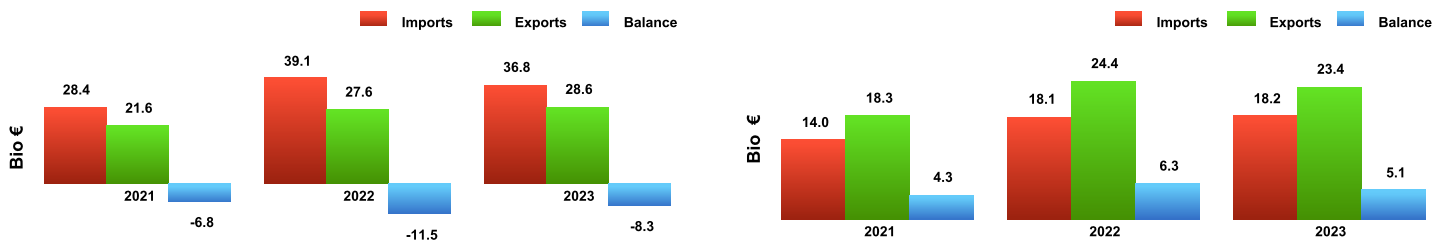
Trade in goods

Serbia with World

Source IMF

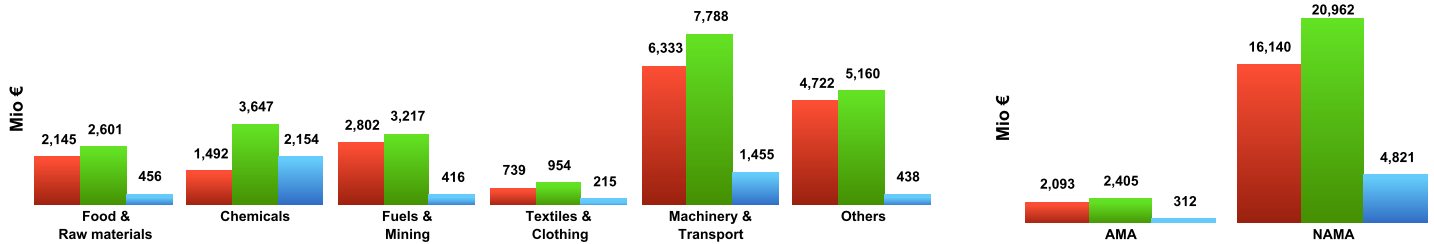
EU27 with Serbia

Source Eurostat



EU27 Merchandise trade with Serbia by product (2023) - SITC (UN) & AMA/NAMA (WTO)

Source Eurostat



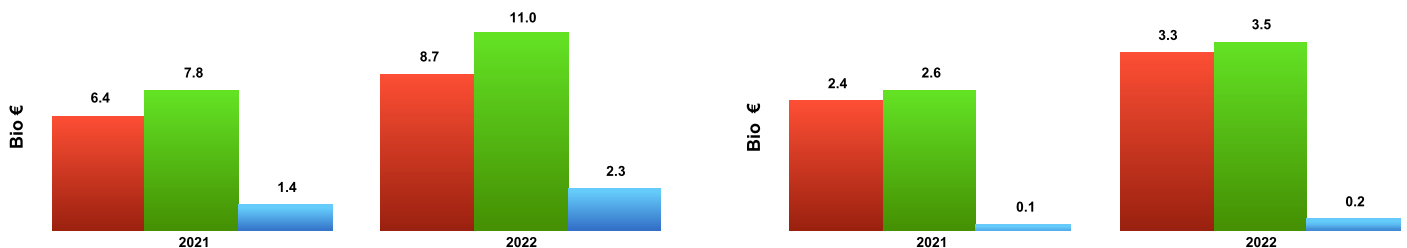
Trade in services

Serbia with World

Source World Trade Organization

EU27 with Serbia

Source Eurostat



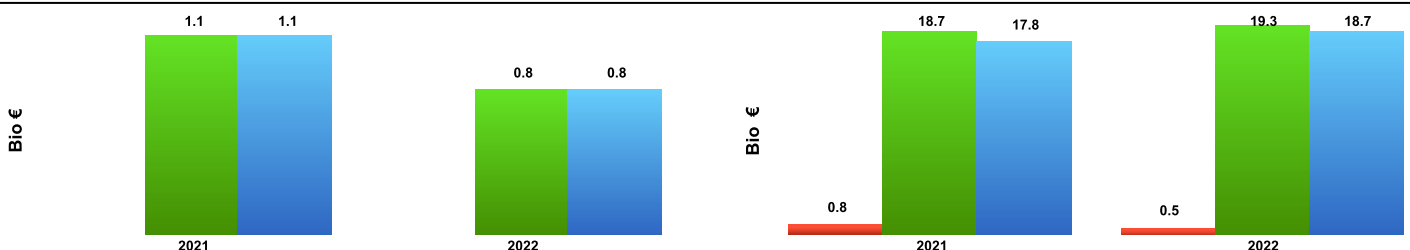
Foreign Direct Investment

EU27 FDI Flows with Serbia

Source Eurostat

EU27 FDI Stocks with Serbia

Source Eurostat



Serbia Merchandise trade with World

indicator	unit	2019	2020	2021	2022	2023	Annual average growth
imports	Billions of euros	23.8	23.0	28.4	39.1	36.8	11.5
exports	Billions of euros	16.9	17.1	21.6	27.6	28.6	14.0
balance	Billions of euros	-6.9	-5.9	-6.8	-11.5	-8.3	

EU27 Merchandise trade with Serbia

indicator	unit	2019	2020	2021	2022	2023	Annual average growth
imports	Billions of euros	11.3	10.7	14.0	18.1	18.2	12.7
exports	Billions of euros	15.2	14.6	18.3	24.4	23.4	11.4
balance	Billions of euros	3.9	3.9	4.3	6.3	5.1	

EU27 Merchandise trade with Serbia by product - SITC (UN, WTO/ITS) & AMA/NAMA (WTO) breakdowns

indicator	unit	2019	2020	2021	2022	2023	Annual average growth
-----------	------	------	------	------	------	------	-----------------------

Agricultural Products (AMA/WTO)

imports	Millions of euros	1,360	1,479	1,962	2,300	2,093	11.4
exports	Millions of euros	1,246	1,324	1,581	2,163	2,405	17.9
balance	Millions of euros	-113	-155	-380	-137	312	

Non-Agricultural Products (NAMA/WTO)

imports	Millions of euros	9,924	9,247	12,036	15,815	16,140	12.9
exports	Millions of euros	13,908	13,276	16,717	22,220	20,962	10.8
balance	Millions of euros	3,984	4,029	4,682	6,405	4,821	

Food and raw materials

imports	Millions of euros	1,435	1,541	2,037	2,368	2,145	10.6
exports	Millions of euros	1,406	1,467	1,764	2,372	2,601	16.6
balance	Millions of euros	-29	-74	-273	3	456	

Fuels and mining

imports	Millions of euros	1,159	1,024	1,885	3,209	2,802	24.7
exports	Millions of euros	1,827	1,551	2,665	5,441	3,217	15.2
balance	Millions of euros	668	527	780	2,232	416	

Chemicals

imports	Millions of euros	961	1,023	1,409	1,762	1,492	11.6
exports	Millions of euros	2,462	2,552	3,128	3,765	3,647	10.3
balance	Millions of euros	1,500	1,528	1,719	2,003	2,154	

Machinery and transport equipment

imports	Millions of euros	3,780	3,604	4,321	5,286	6,333	13.8
exports	Millions of euros	5,278	5,048	5,912	6,915	7,788	10.2
balance	Millions of euros	1,498	1,443	1,591	1,628	1,455	

Textiles and clothing

imports	Millions of euros	605	567	588	720	739	5.2
exports	Millions of euros	632	598	685	885	954	10.8
balance	Millions of euros	28	30	97	165	215	

Others

imports	Millions of euros	3,343	2,967	3,757	4,769	4,722	9.0
exports	Millions of euros	3,550	3,385	4,143	5,007	5,160	9.8
balance	Millions of euros	207	419	387	238	438	

Serbia Trade in services with World

indicator	unit	2019	2020	2021	2022	2023	Annual average growth
imports	Billions of euros	5.9	5.1	6.4	8.7		13.8
exports	Billions of euros	6.9	6.2	7.8	11.0		16.7
balance	Billions of euros	1.0	1.1	1.4	2.3		

EU27 Trade in services with Serbia

indicator	unit	2019	2020	2021	2022	2023	Annual average growth
imports	Billions of euros	2.3	2.0	2.4	3.3		
exports	Billions of euros	3.0	2.1	2.6	3.5		
balance	Billions of euros	0.8	0.1	0.1	0.2		

EU27 Foreign direct investment with Serbia

indicator	unit	2019	2020	2021	2022	2023	Annual average growth
stocks: inward	Billions of euros	0.6	0.7	0.8	0.5		-5.4
stocks: outward	Billions of euros	16.1	18.2	18.7	19.3		6.1
stocks: balance	Billions of euros	15.5	17.5	17.8	18.7		
flows: in	Billions of euros	0.3	0.1	-0.0	-0.0		
flows: out	Billions of euros	1.4	1.1	1.1	0.8		-17.5
flows: balance	Billions of euros	1.2	1.0	1.1	0.8		